



# DEFENDING LYDIA COLLIER

Official Strategy Guide and Walkthrough made by White Phantom Games

# Table of Contents

## Pages

3-4:	Day One	17:	Day Nine	40-57:	Day Fourteen
5-7:	Day Two	18 - 20:	Day Ten	58-67:	Gallery Guide
7-8:	Day Three	21-27:	Day Eleven	68-69:	Endings
8-10:	Day Four	29-32:	Day Twelve	70-71:	Major Spoilers
11:	Day Five	21-27:	Day Eleven	72:	Bet Results
13-14:	Day Six	29-32:	Day Twelve		
14-15:	Day Seven	34-38:	Day Thirteen		
16-17:	Day Eight	40-41:	Endings		

## Guide Notes

### Colour Coding

Information in the following colours only affect the following paths:

- Main Story** - Orange text only influences The Main Story.
- Stephanie** - Blue text only influences the path of Stephanie (PC Adwell).
- Ellie** - Pink text only influences the path of Ellie Wickes.
- Ellie (Dark)** - Bright Red text only influences the Dark Path of Ellie's story.
- Jenna** - Green text only influences the path of Jenna.
- Random** - Dark Blue text influences sexual scenes with non love interests.
- Lydia** - Yellow text influences the path of Lydia Collier.
- Vanessa** - Purple text influences the path of Vanessa (DCI Cavendish).
- The Gun** - Brown text indicates choices paths only available if you have a gun.
- Negatives** - Choices in Dark Red indicate negative choices that harm progress.

### Choices and Scenes

This Guide only lists choices and scenes that the Player affects. Any scenes or decisions which only affect a few small dialogue choices, a zoomed image or which has no future consequence are not included.

This Guide is a work in progress and may change in the future.

### Major Spoilers

Major Spoilers for future content are listed at the back of this guide, do not view or read the Major Spoiler Page if you do not wish to see spoilers for content not in the game.

The Guide will contain all manner of other spoilers and other information.

White Phantom Games strongly recommends that you only use the guide for second or third playthroughs were you want to find an exact scene.

# Day One



## 1 - Ellie's Bonus

The Player's first choice will be deciding whether or not to grant Ellie, the new, recently hired secretary, a £100 bonus.

**Give her a bonus: +1 Ellie, unlocks an additional image on Ellie's Our Moments.**

If Ellie is given a bonus, she will proceed to hug the Player.

**"Maybe a little": -1 Ellie**

## 2 - Work Begins

The Player will encounter Leona from Helton Pest Control and Dr. Deleanu from Divine Health during the first day.

**Ellie's Our Moments is now unlocked, look at it for progress to the first Ellie dream.**

In most playthroughs, only one of these tasks can be completed in time to earn a reward which will unlock after four points have been obtained for the relevant task. Rewards are only obtained upon completion, so there is no benefit to focusing on both and splitting points. The rewards when finished are:

**Helton Pest Control - Unlocks Leona for 'The Boys' Team.**

**Divine Health - Unlocks Plastic Surgery as an option for Stephanie's path.**

### 3 - Meeting Stephanie

This is the first time you encounter PC Stephanie Adwell, one of the game's primary romancable characters.

Choosing to purchase Steph's lunch is recommended if you want her as your love interest.

**Offer to pay for her - Steph + 1.**



### 4 - Betting

BetOne offers bets on sporting events taking place throughout the story

This is a side game only, to win some extra money. All the correct bets and the days they occur can be found on the 'Betting Page' at the end of the guide.

To proceed, bet on either England or Australia.



### 5 - The Pub

The Player goes to the pub with Bilbo, and at the half time break, Bilbo returns to his family at his wife's request. Remaining at the pub will lead to a chance to meet Steph for a second time, whereas returning home will allow you to have some alone time looking at pictures of either Jenna, your ex, or Ellie.

**Stay and watch the second half:**

**Well you look stunning - Steph + 1.**

**Ask for her number - Gain Steph's phone number & Steph +1.**

**Gain the first Steph dream.**

**Will miss going to the gym in the morning.**

**Go Home and Jerk Off:**

If the Player goes home early, they will get up early enough to go to the gym in the morning.

**Viewing Ellie's Gallery at any point will grant you Ellie's dream, providing you do not have Steph's dream already planned.**

**If you did not view Ellie's Gallery or meet Stephanie, you will get Jenna's dream.**

# Day Two

## 6 - The First Dream

The Dream will alter depending on previous choices.

If you haven't gained any other dreams the default first dream will be with Jenna.

## 7 - The Gym

Choices in the gym will affect how the Player performs in sport and eventually conflict.

Training Strength - Strength +1.

Training Cardio - Cardio +1.



## 8 - The Police Station

The Player will go to the Police Station after taking on Lydia Collier's case.

If Steph has your number, she'll message you, using the phone's text messages and replying more than just "It's Real" will gain you Steph +1.

During Lydia questioning, asking "If they had sex in front of you" or "Let me come and watch" will result in -1 Lydia per question.

Interrupting DS Truman will grant +1 Lydia at each opportunity. If you have interrupted 3 times then DCI Cavendish will terminate the interview early due to DS Truman's behavior.



## 9 - The Evening

Watching TV will result in the Player falling asleep and missing their alarm, and subsequently missing the gym the next morning.

Jenna's Our Moments profile will now be unlocked for viewing.  
Fleur's Our Moments profile will now be unlocked for viewing.

If you have Steph's number, you can message her using the phone. Steph +1.

# Day Three

## 10 - The Gym

If you did not watch TV the night before - Strength +1.

## 11 - The Opening Investigation

The three leads can now be investigated:

**Investigate the Car** - Gain additional evidence to help Lydia case. Saving the CCTV you find will let you view it again. This event is the only one that can be repeated at a later date, you will miss the opportunity to see the other events by choosing this here.

**Investigate Eve** - You will be required to read The London Herald article on the computer in the office to continue this path. Eve will let you have a copy of the additional images of Eve and Fleur's lesbian pet play session if you ask her for them. Opens Lydia/Danielle path.

**Investigate Yennifer** - You will be required to go on the internet and search for Councilor Yennifer in the office to continue this path. You will see some additional images of Lydia on this path.

## 12 - The Office

At the Office you can use the computer to search the requirements for Eve and Yennifer as set out in 11.

**Reading the news article in The London Herald regarding The TITAN Initiative** will gain you a TITAN Point. You will require 2 on these to make the correct choice and give the Player knowledge of their activities when investigating the car now or at a later date.

## 13 - The Second Interview

This interview's dialogue will change depending on who you chose to investigate.

**Asking Lydia about Fleur's surname** will let you select correctly after Ellie's email.

**"If you want to lie to me..."** will upset Lydia and cause her to cry.



## 14 - Meeting Vanessa

You can start Vanessa's romance path.

"Would you like a lift?" + "I'd quite like to see you again actually" - Schedules a date with Vanessa & begins her romance path.

Steph's path will end here if you choose to start romancing Vanessa.


## 15 - Evening at the Apartment

Ellie will email you with different leads.

If you asked Lydia about Fleur's surname, you can discover her true name by selecting the birth certificate.

You can message Steph and plan a date for Day 4 if you have her phone number, she will reply with a picture and you will gain Steph +1.

Jenna will follow you back if you have followed her prior to this.





# Day Four

## 16 - Morning Run

The Player will go for a run in the morning - Cardio +1.

Choosing to go on sprints will give you Sprints +1, this is the best choice for the story if you are not on the Steph path.

If you choose a gentle jog, you will bump into Steph. "How about you let me take you..." will schedule a date with her.

If you have Steph's phone number, you will get another opportunity to ask her out, however if you do not, you must invite her on a date here or Steph's path will end.

If you are on Vanessa's path "Hey, before you go..." is required to confirm the date with her and continue the romance path or it will end.

## 17 - Afternoon Apartment

The Player returns home, and if not on a date will spend the evening using the computer, his phone and watching TV.

If you have not already invited Steph on a date during the morning run, and you have Steph's phone number, then you'll be able to invite her on a date here. If you have not invited her and proceed, the Steph romance will end. If you have invited her, you will go on the Steph date (18).

If you have invited Vanessa on a date, then you will then go on the Vanessa date (20).

## 18 - Date with Stephanie

During the date with Stephanie, the player will need to keep her warning points below two to be successful, else Steph will leave.

If you do not already have Steph's phone number, you will begin on two warning points.

Staring at the redhead or the second girl's arse will each give +1 warning points.

Guessing Steph is 40 years old will give you +1 warning point.


Staring at Steph's arse will take away -1 warning point.

"Ogling the girl walking past" will immediately fail the date unless you have messaged Steph twice and got her picture.

Paying for the meal will take away -1 warning point.

If you end the date with 0-1 warning points you will progress to the club with Stephanie (19).

If you finish the date with 2+ warning points, you will go home alone and this will end Stephanie's romance path.



## 19 - Stephanie's Evening

After an altercation with another club goer, Steph will decide she doesn't want to go clubbing anymore and back with the Player.

After decided not to go to the club, "Let's Go" will see the Player return to his home with Steph.

"I'm not feeling it tonight" will see you go home alone and end the Steph path.

Choking Stephanie will give her an orgasm and increase her kinky nature.

The Player will not be able to go to the gym in the morning if you choose to spend the night with Steph.

You will also be late to work which will upset Ellie.

## 20 - Date with Vanessa

The Player will go on a date with Vanessa, choices made here will only affect dialogue with Vanessa.

You will encounter Jenna whilst on the date with Vanessa. "Maybe, but I'm not promising anything" will give her hope and improve future relations with her.



# Day Five

## 21 - The Dream and The Morning

Jenna's dream will vary depending if you are alone or not. If you are with Steph, she will be more aggressive in the dream.

If you spent the night alone, you train and gain an additional strength point. +1 Strength.

If you spent the night with Steph, you will be late to work and upset Ellie. -1 Ellie.

## 22 - Tea at Lydia's House

The Player will go to Lydia's house for tea.

"We can spend some time together..." - Will open the path to going on a date with Lydia.

If you chose to investigate Eve, "Danielle asked after you..." will open the path to Lydia and Danielle seeing each other in the future.

## 23 - The Evening and Nightclub

The Player will have the choice to go clubbing or stay at home.

Going will introduce Tanya, Ellie's best friend & will unlock her Our Moments profile.

Dancing with Tanya will grant +5 Tanya.

Choosing "Take up her offer" will enable the Player to have sex with her in the club toilet. Sex with Tanya will cause the player to catch a STD. Vanessa's daughter will catch you if you have sex with Tanya and tell her Mum if you have been dating Vanessa, ending the Vanessa romance path. Sex with Ellie's best friend in the toilet whilst she waits on the dance floor will also end the Ellie Romance path.

Dancing with Ellie will grant +5 Ellie.

Stephanie will be at the club and approach you if you went home with her on Day 4 (19).

"Let's get out of here" will continue the Steph romance path and lead to her sex scene.





# Day Six

## 24 - The Garage Investigation

The Player will have a choice about revealing the note they found for Eve to Danielle.

**Revealing the note to Danielle will be beneficial if you choose to select Ironstar as your team.**

## 25 - Deciding who to Date

Depending on the Player's choices so far, you will have different opportunities on who to date. If you are on a current romance path, you should stick with them to continue it.

**If you slept with Stephanie after the club (23), you can ask Stephanie on a date (26).**

**If you went on the date with Vanessa on Day 4 (17), you can ask Vanessa on a date (27).**

**If you slept with Tanya (23) the Vanessa path will end here regardless.**

**If you suggested meeting up with Lydia when you went for tea (22), you can ask Lydia on a date (28). You should only choose this option if you are on the Ellie or Jenna path.**

If you do not ask anybody on a date, you will spend the evening alone.

## 26 - Stephanie's Date

Whilst with Stephanie, you'll meet her ex-girlfriend and housemate, Marissa. Interactions with her will not change Steph's eventual route.

**If you say "I will not date a stripper", you'll hurt Steph's feelings immensely and this will end your relationship with her. If you trigger the motorway incident () you will face a very angry PC Ad-well if you have made this choice.**

**Either of the two other options will result in a sex scene with Steph.**

## 27 - Vanessa's Date

Vanessa will invite you round for dinner.

**If you had sex with Tanya (23), Vanessa and her daughter will scorn you and throw you out, ending Vanessa's romance path.**

**During this encounter, you will have four opportunities to stare at or ogle Vanessa's daughter, Tiffany. The first two of these "Check out Tiffany" and "Check out her backside" are without consequence. If you stare at her for the third or fourth time, "Stare at her arse" or the second "Check out Tiffany", then Vanessa will catch you and chuck you out, ending her romance path.**

**If you do not get caught by Vanessa, she will take you into the living room and you will receive Vanessa's first sexual scene, a blowjob.**



## 28 - Lydia's Date

Lydia's date will take place in a restaurant.

**Letting Lydia walk up the stairs before you will result in +1 Lydia.**

**"Sorry Lydia not tonight" will end the date and Lydia will remember this later on in the game.**

**Lydia will take you back to her house if you do not end the date early, and there will be a sex scene with her.**

**Eating Lydia out will give her an orgasm, and she will remember this later on in the game.**

# Day Seven

## 29 - The Rugby Game

The Rugby Game will be attended by one of three different characters depending on your choices up to this point.

**If you are on Steph's romance path, then Steph will come and watch you at the game.**

**If you are on Vanessa's romance path, then Vanessa will come and watch you at the game.**

**If you are not on either of the above routes, then Jenna will come and watch you at the game.**

**Winning the rugby game:**

During the game, in the first ruck, you will win if you have more than two strength points and gain a penalty. Aiming straight between the posts will score. If you have less than two strength points, you will lose the ruck and the opposition will get a penalty, which they will score.

During the scrum, you can take the ball for yourself. If you do so, and you have one or more points in sprints, you will break through and score a try. If you do not have any points in sprints, you will be tackled and fail to score a try. Leaving the ball for Stanley will always result in a try being scored.

If a try is scored, "Aim slightly to the right" in order to score to resulting conversion kick.

**If you score the penalty or a try before the line-out incident, then you will win the game which will be beneficial if you choose The Boys team.**

You will then be taken home by whoever came and originally watched you at the game after the line-out incident.

## 30 - Back Home

If Jenna takes you home, you'll have the opportunity to advance your relationship with her by letting her cook and care for you. "I can do that myself..." will send Jenna home instead. Jenna

Steph will join you in the shower, urinating whilst she's jerking you off will result in +4 Kinky Steph points if you made her orgasm on Day 4, or +2 Kinky Steph if you did not.

Guessing Steph is Marissa will increase her distrust of you.

If you have bet on the day's racing, Steph will react differently. Betting on Jensen will not get you anything, betting on Lucinda Wolf will result in +2 Steph, and betting on anybody else will be +1 Steph points.

Sending Steph to answer the door to the Pizza Girl will result in +1 Steph Exhibitionist.

Steph will engage in a sex scene if she is there for the evening. Mentioning Marissa in bed will increase her distrust of you. "Firmly grip her throat..." and choking Steph will result in +2 Kinky Steph points and an additional conversation about fantasies.

During the fantasy talk, there are negative and positive outcomes:

Suggesting anal, raw sex or her roleplaying as a Police Officer will result in no change.

Asking to tie her up, spank her, watersports, or family role play will result in +1 Kinky Steph Points.

Asking for a threesome will be rejected and increase Steph's distrust of you.

Saying you do not have any fantasies will result in -1 Kinky Steph points.

Humiliating Steph and suggesting she role plays as a broke student desperate for cash will reset Kinky Steph points to 0.

The television scene will change depending on who is with you. Racing will be on if you are with Steph, Ballet with Vanessa, or Horror with Jenna.

Vanessa will mention that she has always wanted to go and watch the ballet for real if she is with you, something to bare in mind with her in the future.



# Day Eight

## 31 - The Morning and The Green House

You will visit Jim's contact, Ernie, who will provide you with CCTV showing what actually happened the night of Charles Collier's disappearance.

Ernie will offer you a gun at this point. Choosing to take the gun will enable the player to make more aggressive choices in the future that can result in both positive and negative outcomes.

## 32 - The Office

"You look beautiful" +1 Ellie.

If you did not have sex with Tanya, Ellie will sit on your lap, when she asks if you mind then "Not at all" +1 Ellie.

When Connie Frankland asks how many people are coming for lunch, inviting Ellie will significantly change the ending. "Make it three..." will give the best ending, check the Endings Section for more details.

You can ask Ellie on a date, if you have 2 or more Ellie points she will accept (33), any less she will reject you. This is required to begin the Ellie Romance.

## 33 - Ellie Date (Ellie Romance Route)

Going on the date with Ellie will unlock her Samantha and Emma, her sisters, Our Moments profiles.

## 34 - Followed at Night

After being followed at night, there are several options available to you.

Not having the gun will result in the Player retreating which will not reveal who is following the MC, but is a safe option.

Having the gun will result in three different options. Killing the tail, kidnapping the tail, or letting them flee. This will result in Danielle or Armed Police appearing at the Player's home.

Killing the tail at any point will result in Armed Police storming the Player's apartment and killing the player, resulting in Ending A1.

Kidnapping her will reveal more about who is following you, but will deeply upset Danielle and Ironstar Shipping, this will make the game more difficult if you choose them as your team later on.

Letting her flee will not reveal as much, but Danielle will not be as angry later.



# Day Nine

## 35 - Miss Frankland

You have the opportunity to change your choice if you did not invite Ellie to meet Miss Frankland the day before. If she comes or not will greatly change Ellie's ending in some circumstances, for best ending, invite her.

## 36 - Ellie's Date

If you chose to go on Ellie's earlier date (33) you have the option to invite her on a date. This is required to progress Ellie's path.

If you do not ask her, you can invite Steph on a date instead. This is required for Steph's path.

You cannot be on both Steph and Ellie's path.

## 37 - The Evening (Steph or Ellie Romance Route)

You'll go to the pub with Ellie or with Steph depending on the choice made earlier (36) and get an adult scene with Steph or with Ellie depending who accompanies you.

"Smack her arse" as Steph walks past will result in +1 Kinky Steph Point.

"Sure, go ahead" when Steph asks about smoking is +2 Kinky Steph & +1 Steph Girlfriend.

"Up to you" when asked about her quitting will give +1 Kinky Steph & +1 Steph Girlfriend.

Steph will always accept a blowjob.

If you have more than 4 Kinky Steph points, she will agree to have anal sex with you. This unlocks an additional gallery image for Steph the next day.

If you slept with Tanya - MAJOR SPOILER 1 (go to back of guide to reveal).

"Forcefully push..." during anal sex results in +5 Kinky Steph & +2 Steph Girlfriend.

"We're not done yet" -will result in Steph performing ass-to-mouth.

You then have the choice of cleaning up beforehand or making her immediately suck it immediately. This unlocks additional scenes.

"Use a wipe" - beforehand results in +5 Kinky Steph and a clean atm scene.

"Anything on it is hers" - results in +10 Kinky Steph and a dirty atm scene.

If you got Steph to do any form of ass-to-mouth, she will go to the toilet, brush her teeth and then come back, you can get her to call you "Sir" or "Daddy" at this point, both give +2 Kinky Steph. "Sir" will lead to the Steph slave scene on Day 10, "Daddy" will result in the Steph roleplay scene on Day 10 instead.

# Day Ten

## 38 - Morning at Steph's (Steph Romance Route)

Getting up early and buying flowers will grant Kinky Steph +1.  
Looking at the photos will reveal some of Marissa's abuse towards Steph.

After Steph then reveals Marissa's abusive and controlling nature, you'll be presented with the choice of asking Steph to move in with you or to break up with her.

Breaking up with Steph will end the relationship and finish the romance. You will not be able to return to an Ellie or Vanessa romance at this stage, however Jenna's romance point has not yet been reached and she will still be available.

Steph will be extremely angry during the motorway incident if you choose to dump her here.

Asking Steph to move in with you will result in Steph accepting, moving in with the Player and becoming his Girlfriend.

## 39 - Waking up with Ellie (Ellie Romance Route)

Going down on Ellie whilst she is on the phone to her mother +1 Ellie Sexperience.

After the phone call:

"Sorry"	-	Will not make any any changes.
"I'll hold you to it..."	-	+2 Ellie Horny Points.
"You could do that..."	-	+1 Ellie Horny Points.

## 40 - Meeting Lydia

If Steph has moved in, you can ask her to come and meet Connie Frankland. This will result in her understanding why the Player needs to leave later on and is recommend for the Steph Romance Path.

You'll get slightly different scenes depending on whether or not Steph is present.

## 41 - Returning to the Office.

Ellie will text you if you spent the night with her before (following from 36).  
"Wear something sexy to work tomorrow" will start Ellie's Corruption Path at work.

If you are on Vanessa's romance path, then Vanessa will come and visit you at work, she'll invite you to go with her to her daughter Tiffany's wedding.

Tiffany's Our Moments Profile will now be available to search for.

The Player will then have an adult scene with Vanessa in the Office.

There are several choices here to start building trust points with Vanessa that will unlock more scenes with her later on.

Telling Vanessa you shouldn't use the Ancient Condom will result in +10 Vanessa trust points. She'll then give you a blowjob instead.

If the Player uses the old condom, during the sex it will break. Stopping the sex there will result in +5 Vanessa Trust points and she'll then give you a blowjob.

Continuing and cumming inside Vanessa will not grant any Trust Points.

After the Sex you will have the option to tell Vanessa about the CCTV you found, showing her will grant +15 Trust Points. Not showing her will set your Trust Points back down to 0.

Vanessa will then leave and she'll invite you shopping with her for bikinis the next day.

## 42 - Returning Home (Non-Steph Route).

If you're not on Steph's Romance path, you'll always then go home alone.

You can then call Jenna to come over and keep you company, she will always accept and you can then have sex with her if you choose to.

## 43 - Returning Home (Steph Route).

If you're on Steph's Romance path, she will have moved in and you'll get different scenes depending on what choices you made during the sex on Day Nine (37).

If Steph called you Sir, you'll get the Steph Slave scene (44).

If Steph called you Daddy, you'll get the Steph Roleplay scene (45).

If Steph did neither, you'll get a Vanilla BJ scene with her.

## 44 - Steph Slave Scene (Steph Route)

Steph will be in bondage gear ready to be dominated by the Player.

You can tell her to knock it off and change into something normal, which will end this scene and set Steph's Kinky Points to 0.

Participating in the bondage scene will immediately grant +4 Steph Kinky Points.

Making fun of her being "fat" will -1 Steph Kinky Point.

Not doing this and spanking her will grant +1 Steph Kinky Points.

Using the paddle on her will grant +1 Steph Kinky Points.

Suggesting she gets bigger boobs will grant +1 Steph Kinky Points.

Hitting her breasts with the paddle will grant +1 Steph Kinky Points.

Stopping when she begs you to and checking she is okay will grant +2 Steph Kinky Points.  
Continuing to hit her after she begs you to stop will -10 Steph Kinky Points.

Refusing to wear a condom will let you have unprotected sex with Steph and also give +1 Steph Kinky Points.

Wearing a condom will give you a protected sex scene.

## 45 - Steph Roleplay Scene (Steph Route)

Steph will be dressed as a Schoolgirl ready for roleplay with the Player.

You can tell her to knock it off and change into something normal, which will end this scene and set Steph's Kinky Points to 0.

Participating in the roleplay scene will immediately grant +4 Steph Kinky Points.

## 46 - Steph Shower Scene (Steph Route)

If you had the Roleplay (44) or Slave (43) Scene, you'll go into the bathroom with Steph.

Watching Steph go to the toilet will grant +1 Steph Kinky Points.

If you had the Steph Slave Scene (43) and 15 Steph Kinky Points you can convince Steph to keep her slave collar on and wear it to bed.



# Day Eleven

## Start of the Day.

Tanya, Samantha, Ellie and Chloe all add pictures to their Our Moments profile on Day 11.

## 47 - Morning with Steph (Steph Route)

Steph will make you breakfast and climb over the sofa to give you it.

If Steph is still wearing her collar from the night before (45) you can tell her off and then say that "she needs punishing". This will grant +2 Steph Kinky Points and a spanking scene.

Steph will have different bruising depending on where you spanked her the night before.

If Steph does not have the collar on, you can tell her off, granting +1 Steph Kinky Points.

Steph will be watching a TV show and start talking about plastic surgery.

"What if you didn't need a job..." starts the "Bimbo Steph" path and is the choice needed if you want to get Steph to have plastic surgery. She'll give you an extended kiss when leaving.

"You're lovely as you are" puts plastic surgery out of her mind and will not lead to the plastic surgery route.

When leaving you'll bump into Dave the Delivery Man with a parcel for Steph. Inside is an order from an adult store, including an enema kit.

Taking the parcel and not returning it by the evening to Steph will allow you a dirty anal scene with her.

Letting Steph receive the parcel will result in her giving herself an enema and you get a clean anal scene with her.

## 48 - The Lift

In the lift you will encounter Georgia and Jane. Georgia is one of Tiffany's friends and will be leaving to go to Tiffany's wedding. The points here are only relevant if you are also going on that wedding and are on the Vanessa Romance path, otherwise they do not matter.

Georgia is a lesbian and does not appreciate you staring at her, whilst not necessarily negative, gaining these points will result in her being bitchier towards you during the holiday.

"Peek at Georgia's bum" - The doors are reflective and she'll see you, +1 Georgia Ogle Points.

## 49 - The Office

If you started Ellie's Corruption Route (41) then Ellie will be dressed very differently and in makeup for this scene, if not she'll be in her regular clothes.

If Ellie is corrupted, she'll follow you into your office leading to an Ellie blowjob scene and plus +5 Ellie Slut Points. Ellie Slut Points are used to convince Ellie to wear clothes and behave in ways she'd never dream of later in her romance path

## 50 - Kylie's Visit

Kylie is an underground figure who runs a pub in a underdeveloped part of London that is considered a "safe place" for criminals. Your former boss, Connie Frankland, became extremely good friends with Kylie over the years as she used her pub to meet clients she couldn't be seen with in her office.

Kylie's Pub is one of the factions you can choose to align yourself with for the main story, if you are with them, having a high confidence rating from Kylie is a good thing, if you are using another team, these points are unused.

Kylie's Confidence starts at 5.

You can dodge one question with no penalties, a second dodge will result in -1 Kylie Confidence Point, and a third dodge will result in Kylie leaving and her confidence being set to 0.

Staring at her boobs results in -1 Kylie Confidence Point.

Question 1, "Where is Jurisdiction?":

"I can't help you" - Kylie leaves and Kylie Confidence is set to 0.

"Use the American Legal System" - Completely and utterly wrong, -2 Kylie Confidence.

"Will need to use the Courts in Anguilla" - Correct Answer, +1 Kylie Confidence.

Any other answer, mildly incorrect -1 Kylie Confidence.

Question 2, "What about the delivery?":

"I'm not the right person..." - Kylie leaves and Kylie Confidence is set to 0.

"If you didn't arrange..." - Completely and utterly wrong, -2 Kylie Confidence.

"Their duty to deliver "over the rails" of the ship..." - Correct Answer, +1 Kylie Confidence.

Any other answer, mildly incorrect -1 Kylie Confidence.

Question 2, "What can I do?":

"Actually I don't really know..." - Kylie leaves and Kylie Confidence is set to 0.

"You need to pay them or you'll be in breach of contract..." - Completely and utterly wrong, -3 Kylie Confidence.

“You could cancel the contract.” - Correct, but not the best option, +1 Kylie Confidence.

“You could cancel it, but also seek a court order...” - Correct and the best option for Kylie’s business, +2 Kylie Confidence.

If you have 6+ Kylie Confidence, you’ll successfully impress Kylie, she’ll have more options later on if you join her team.

If you have 6 or less Kylie Confidence, you’ll fail to impress Kylie and these options will not be available later on if you join her team.

## 51 - Work Resolutions

The Player will have the results of their work on the Helton or Divine projects started at (2) now become apparent.

If you have 4 Helton Points, you’ll call Leona and tell her the work has been done. If you then chose to join the Boys Team, Leona will become available as the fourth member.

If you have 4 Divine Points, you’ll call Dr Deleanu and tell her the work has been done. If you have started the Bimbo Steph path (47) you can book an appointment with Dr Deleanu to see Steph. This is required to continue Steph’s Plastic Surgery/Bimbo path.

## 52 - Meeting Lydia

If Steph has moved in, she’ll create an Our Moments profile and upload four pictures of her at the gym.

The correct call sign from Lydia’s protection team is “Royal”, and then go in and meet them. Any other combination will result in Harry flooring you.

How long you take at Lydia’s and getting back to the affects the scenes you’ll get returning, 2 or more will make you late. Playing Poker adds +2 to Time Taken.

## 53 - The Motorway Incident

If Steph has moved in, she’ll be at home redecorating and won’t be on the motorway.

Driving back slowly will add +1 to Time Taken.

Speeding will set your time taken to 0 if Steph is not on the motorway.

If you speed and Steph is on the motorway, you’ll get different scenes depending on if you broke Steph’s heart and dumped her (26) or (38) or not. If you did, she’ll get you to follow her to a car park and start writing you a ticket (54).

If you have not broken Steph’s heart, she’ll pull you over and give you a telling off for speeding, resulting in +1 to Time Taken and then letting you go on your way.

## 54 - Speeding Ticket

This results in +10 Time Taken.

Steph will act very coldly towards you and inform you she plans on charging you not just with speeding, but with Dangerous Driving due to the excessive speed.

When she turns away, you can grab her arm and try and talk some sense into her. Steph will respond by getting revenge on breaking her heart and using her tazer on you, and then arrested you for assaulting her and calling for backup. If you do not, you'll go on your way.

If you have the gun from Ernie, it will still be in the car! When Police backup arrives they will search your vehicle and find it, and you'll be arrested and jailed for illegal possession of a fire-arm, resulting in Ending 1B.

If you do not have the gun, Sergeant Crane will decide Steph over-reacted and de-arrest you and send you on your way.

## 55 - Back at the Office

Back at the Office, if you're on Ellie's Romance Path, she'll invite you to come over and have dinner with her Mum and her family on Friday night. Declining her here will end the Ellie Romance. You can also decide if Ellie dresses slutty (corruption path) or smart (innocent path) for the next day. You will not be able to start the Steph or Vanessa romance now, however Jenna's romance point has not yet been reached and she will still be available.

If Time Taken was less than 2, you'll have the ability to get another point towards Helton or Divine if you're not yet at four with either.

## 55 - Vanessa comes to the Office (Vanessa Romance Path)

If you are on Vanessa's romance path, then Vanessa will come and pay you a surprise visit.

If Ellie is corrupted, she'll call you "Babe" and refer to Vanessa as "an old woman", sparking a confrontation with Vanessa who guesses you're seeing both of them, and demanding you make out with her in view of Ellie to prove you aren't, knowing it would crush Ellie if you are.

If you have 20+ Trust with Vanessa, you can tell her Ellie has a crush on you, but nothing is going on and Vanessa will believe you and you won't need to kiss her in front of Ellie.

If you do kiss Vanessa in front of Ellie, Ellie will run out of the Office, ending her romance path and deeply upsetting her.

If you refuse to kiss Vanessa, Ellie will watch you argue happily and be pleased when Vanessa storms out, continuing her relationship but ending Vanessa's.

If Ellie is not corrupted, she'll behave professionally and Vanessa will not suspect anything.



You will always go on the holiday with Vanessa regardless of relationship status with Ellie if you are still on her path, you'll just make an excuse for not going to dinner with her which she will accept."

Sharing what happened to Lydia at the house with Vanessa will result in +15 Vanessa Trust.

Vanessa will invite you shopping with her and Tiffany after work. Refusing to go will set Vanessa's trust to 0, locking you out of a lot of future content with her at the point.

Accepting the shopping trip will lead to 56.

## 56 - Vanessa's Shopping Trip (Vanessa Romance Path)

Open the phone and go to the texts, and send a message to Vanessa when you arrive.

During Vanessa's path, there are three primary girls, Vanessa, her daughter Tiffany, and Tiffany's very best friend, Sophie. Different scenes will depend on which of the three you have the most "Sided With" points. You need 1 Vanessa Horny Points (VHP) for a later scene.

"You look great..." this is Tiffany's choice of bikini, so Sided With Tiffany +1, +1 VHP.

"It isn't practical..." agree with Vanessa's comment, Sided With Vanessa +1.

Stare at Tiffany's bum, Sided With Tiffany +1 VHP set to 0.

"You both looked hot..." Sided With Tiffany +1, +1 VHP.

"They might be a bit much..." agree with Vanessa's comment, Sided With Vanessa +1.

Buy Tiffany's skimpy bikinis for her, Sided With Tiffany +1.

You'll then be taken to the Team Choices Screen (58).

## 57 - Arrive at Home

If you're not on Vanessa's path, you'll head home.

If Steph has moved in, she'll have redecorated and be waiting to show you, before getting ready to go out.

Giving her back her parcel if you took it, will result in a Clean Anal scene later, keeping it again will result in a Dirty Anal scene later.

Spanking Steph as she walks past will give +1 Kinky Steph Points.

When you get called out of the restaurant, if you did not take Steph with you at (40) she'll think you are lying about needing to go and you'll lose 30 Kinky and Girlfriend Steph Points. She'll also stay at the restaurant, missing the car scene later.

If you took Steph with you, she'll understand the need to go and stay with you, leading to the car scene later.

You'll then be taken to the Team Choices Screen (58).

## 58 - Team Choices (may contain spoilers)

Here the Player will make a permanent choice about which of the four teams to join for the main campaign. This section gives minor spoilers about composition for final mission.

### Team Police - Only Available on Vanessa's Romance Path:

This is the recommended choice if you're on the Vanessa path, and will give you additional non-adult and adult scenes with her.

The Police will give you a very balanced team, combining computer expertise, along with all the resources and training of the Police.

Team Sniper for Final Mission: Vanessa.  
Team Leader for Final Mission: Sergeant Crane.  
HQ for Final Mission: DS Truman (Commander) & Player.  
Backup for Final Mission: PC Adwell (Steph) and Miranda plus CSTFO Teams.

### Team Ironstar:

Ironstar Shipping and Logistics HQ are an exceptionally well funded and well organised team, they have resources and capabilities beyond any other team, but they answer to Danielle rather than the Player.

Team Sniper for Final Mission: Pete  
Team Leader for Final Mission: Harry  
HQ for Final Mission: Danielle (Commander) & Player.  
Backup for Final Mission: Magdalena and Cecellia, Merlin Drone, Starling Drones, ISLS Argos, ISLS Cerberus launching Ironstar Assault Teams (equivalent of Special Forces).

### Team Kylie's Pub:

Kylie's Pub is an underworld team, they are well financed and not confined by the law, but lacking in number.

Team Sniper for Final Mission: None  
Team Leader for Final Mission: Darren  
HQ for Final Mission: Player (Commander) & Connie.  
Backup for Final Mission: Kylie, Ella and mercenaries from Kylie's Pub.

### Team The Boys:

The Boys are an ex-army team made up of the Player's friends and friends of friends. They are very well trained, but lacking in resources and finances..

Team Sniper for Final Mission: Leona (if unlocked) or None (if locked).  
Team Leader for Final Mission: Jim  
HQ for Final Mission: Player (Commander) & Bilbo.  
Backup for Final Mission: Jeremy, Stanley, Hayden & other Veterans who answer Bilbo and Jim's calls.

## 59 - The Stakeout

The Stakeout will take place in different Hotel Rooms depending on which team you chose. You'll get different sets of evidence depending on who you send.

Team Ironstar - High Quality Pictures of the suspects and tracking of their movements.

Team Kylie's Pub - Low Quality Pictures of the suspects and tracking of their movements.

Team The Boys - No Pictures of the suspects, but tracking of their movements.

Team Police - Low Quality Pictures of the suspects and tracking of their movements, you'll also then get an adult scene with Vanessa.

Vanessa will get +5 Horny Points for participating in this scene.

If you have 6 or more Horny Points, you'll be able to creampie Vanessa and get +1 VHP.

If you have 7 or more Horny Points, Vanessa will say she loves you.

## 60 - Returning Back

Once you get back, you'll receive any evidence your team has collected for you to view.

If Steph was with you, you'll get the car sex scene which will involve anal sex.

If you did not let Steph get her enema kit, she'll half-heartedly ask you to stop the sex because she's about to make a mess.


"Keep fucking her" will result in a messy, dirty anal scene and then ass to mouth and grant +4 Kinky Steph points.

"Stop" will result in a clean sex scene and then a blowjob afterwards.

If Steph had her enema kit, you will have a clean anal scene and then an ass to mouth scene afterwards.

If you have 25 Kinky Steph Points or more, you can Steph to kneel in the car park and lick the fluids from the sex scene off of the inside of the door.

If you have 30 Kinky Steph Points or more, you can get her to lick the dirty foot-well as well.





Nitrile  
Large  
100 gloves  
Gloves

# Day Twelve

## 61 - Start of the Day.

Tanya, Samantha, Tiffany, Ellie and Chloe all add pictures to their Our Moments profile on Day 11.

Entering the Whistle App will give you the option to pay to join Chloe's Private Our Moments profile.

Codes: xprivchloexAW1 (1 through to 10: xprivchloexAW10) will unlock her profile. These codes will be also be used by other people, to begin with every code except the first (xprivchloexAW2, xprivchloexAW3 etc)

## 62 - Player's Dream

The Dream will be changed depending on what team you chose.

Team Ironstar and Team Kylie's Pub will give you a Dream based on their team.

Team The Boys will give you the same dream, but her clothing will change depending on who you said you preferred out of Wonder Woman and Cat Woman.

Team Police will give you a Tiffany Dream if Sided with Tiffany is greater than Sided with Vanessa, else you'll get a dream with Vanessa instead.

## 63 - The Morning

If you wake up alone, you'll go to the gym and have the choice of lifting weights or running. Lifting Weights will grant +1 Strength, whereas running will grant +1 Sprints.

If Steph has moved in, you'll wake up to a blowjob from her instead and won't go to the gym.

Kissing Steph after you cum on her face will grant +1 Kinky Steph Point.

If you have 30+ Steph Kinky Points, you can convince her to cook and spend the morning with her face covered in cum.

## 64 - Laundry Room

Pay Attention: When you enter the Laundry Room, you'll encounter the Foreign Secretary's Daughter and the dialogue will give you a hint towards the secret she is hiding.

## 65 - Breakfast with Steph (Steph Route)

If Steph still have dried cum on her face, you can get her to eat it with her breakfast for +5 Steph Kinky Points.

## 66 - The Office

At the Office, if you told Ellie to dress slutty and continued the corruption path (55), then she will be dressed differently and give you a hand-job scene.

If you kissed Vanessa in front of Ellie, Ellie will not be at the office and will call in sick.

If Ellie is at the Office, she will ask you to hire her sister, Samantha, to work to help pay off some credit card debt she has incurred. If you choose to hire her, she will appear at the Office on Day Thirteen.

## 67 - Leona's Visit

Leona will then show up to check on the progress of her accounts. If you have 4 Helton Points, the work will be complete. If you chose Team The Boys, Leona will join your team.

## 68 - Steph's Plastic Surgery (Steph "Bimbo" Route)

If you encouraged Steph's plastic surgery at (47) and completed Dr Deleanu's work at (51), you'll accompany Steph to a consultation at Divine Health.

For £60,710 you can transform Steph, this will grant +20 Kinky Steph Points and permanently transform Steph into "Bimbo Steph". Whilst it won't affect her mind in terms of stupidity, Steph will become incredibly submissive if you pick this route. Future extreme scat, sadism and watersport choices will be available for the Player to inflict on her in the future if this is chosen.

Saying "No" will not incur any negatives other than Steph not being transformed.

## 69 - Lydia and the ice cream

Lydia will already be eating an ice cream you arrive, and she will spill some onto her breasts.

"Don't say anything" - Watch Lydia scoop it up with her fingers for +2 Lydia Horniness.

"Help her with your fingers" - Touch Lydia's boobs, +4 Lydia Horniness.

"Lick it off her breasts" - Try and lick it up, +6 Lydia Horniness.

If you went on the Lydia date and went back home with her at (28), she'll let you.

If you didn't go and have the blowjob scene with Lydia, she'll stop you, -4 Lydia Horniness.

Squeezing Lydia's arse when you leave will grant +2 Lydia Horniness.

If Lydia Horniness Points are four or more, by the end of this meeting, then there will be the opportunity for another future scene with her.

## 70 - Motorway Scene

Pay Attention: You'll encounter the Foreign Secretary's Wife and learn her secret.

## 71 - The Hospital

**Pay Attention:** When you enter the Hospital you'll see the Foreign Secretary's Chief of Staff, and learn what has made him disappear.

Maisie the Nurse will perform your annual STD Check Up at this point.

If you slept with Tanya in (32) you will test positive for Chlamydia and Maisie will give you medication and send you home. With Lydia, she'll stop you, -4 Lydia Horniness.

If you did not sleep with Tanya, then you can jerk off, or pay Maisie to jerk you off or give you a blowjob and you'll get a scene with her.

If you jerk off by yourself, you'll get various different imagination scenes depending on prior choices.

Choosing to jerk off over your team will give the following scenes:

Team Ironstar - Cecellia Scene.

Team Kylie's Pub - Connie Frankland Scene.

Team Police - DS Truman Scene.

Team Boys (only if Leona joined in 67 else there won't be this choice) - Leona Scene.

Choosing to jerk off over your ex will give a Jenna scene.

Choosing to jerk off over your girlfriend will give the following scenes:

Steph Romance Path (Bimbo Path) - Bimbofied Steph Stripper Scene.

Steph Romance Path (No Plastic Surgery) - Unaltered Steph Scene.

Ellie Romance Path - Ellie Scene.

Vanessa Romance Path - Vanessa Scene.

## 72 - Back at the Office

**Back at the Office,** you'll be required to send three team members after three suspects. (64), (67) and (70) will reveal three of the suspects secrets prior to this.

Frank, Lisa and Xiuquin all have no information about them and should be investigated.

To get the correct information, send somebody with the Computer Genius Perk (Ella, DS Truman, Magdalena) or the Seductress Perk (Kylie, Connie, Leona) after Frank.

Paying Ellie £50 will continue her corruption path, else she will revert to the innocent attire.

## 73 - Marissa's Visit (Steph Route)

Steph's abusive ex, Marissa, will come and threaten to upload pornographic images of Steph if Steph doesn't leave the Player and come back to her, unless she gets money.

If you have the gun from Ernie, you can threaten to shoot Marissa and she'll, terrified, hand over the hard drive full of Steph's videos.

Refusing to give her the hard drive will result in you needing to send a team member on Day Thirteen to retrieve it. Kylie has a unique plot line if she is sent on this option.

Paying Marissa will result in her giving you the hard drive, but you'll lose £50,000.

## 74 - Vanessa's Holiday (Vanessa Route)

You'll go to Vanessa's house for the evening if you're on Vanessa's Romance Path, and then go on holiday with her the next day.

From this point onwards, the story with Vanessa follows a completely different path to any other path.

When Sophie tries tickling Tiffany:

"Keep holding Tiffany" +1 Sided with Tiffany points and you'll keep holding her.  
You can then "Squeeze her arse" for +2 Sided with Tiffany points, and -1 to both Sided with Sophie and Sided with Vanessa, you can "Just hold her" for +1 Sided with Tiffany points, or "Put her down" for no change.

"Put her down out of Sophie's reach" will stop you holding Tiffany, and give you +1 Sided with Sophie points.

When Vanessa comes in:

"Make out with her" for +1 Sided with Vanessa and -1 Sided with Tiffany.  
"Light kiss" for no change.

During the argument between Tiffany and Vanessa over Tiffany being boring:

"Well maybe a little..." - +1 Sided with Tiffany and -1 Sided with Vanessa.  
"I'm staying out of this" +1 Sided with Tiffany.  
"It was a little rude" for +1 Sided with Vanessa and -1 Sided with Tiffany.

You'll then go to bed with Vanessa and get an adult scene.

Listening at Tiffany's bedroom door will reveal Sophie's attraction towards Vanessa.

## 75 - Mission Reports and Bedivere's Target

You'll get various mission reports depending on who you sent to investigate. If you sent one of the team members mentioned in (72), you'll have the correct information on who to target.

If you are just following the guide, the correct target to send Bedivere after is Frank.  
**MAJOR SPOILER 2!!!!**





# Day Thirteen

## 76 - The Story Splits

You'll be woken up early in the morning to go on holiday by Vanessa if you're on this path, else you'll go to the Office, skip to (81) if you're not on Vanessa's path.

## 77 - Leaving the house and Gatwick Airport

Whilst walking behind Vanessa and Sophie approaching the boarding gate.

"Check Sophie Out" - Sided with Sophie +1

"Refrain Yourself" - Sided with Vanessa +1

Skip to (82) for choices on who to send on the investigation, then return here.

## 78 - The Flight

When you wake up with an erection, if you have 15 or more Vanessa Trust points, she'll give you a handjob during the flight.

Whilst Vanessa is jerking you off, she'll encourage you to think of something hot to make you cum quicker.

Whichever of your "Side With" points are the highest will decide who you think of, and you'll either get a Vanessa, Sophie or Tiffany fantasy scene.

Vanessa will later go to the bathroom, if you have 20 or more Vanessa Trust points, you'll be able to accompany her and have sex in the bathroom, joining the Mile High club.

If Vanessa jerked you off, Sophie will be drinking from the cum-cup you ejaculate in, after you leave the toilet.

## 79 - The Holiday Villa

When you go out to swim, you can choose to push Sophie in the pool. Taylor is a prankster, and pushing Sophie in will give +1 towards her pranks. These points will become useful over the weekend.

When Sophie comes to dinner, you'll be able to stare at her, but Georgia will watch you:

"Take a closer look at her butt" - Sided with Sophie +1, +1 Georgia Ogle.

"Don't do it" - Results in -1 Georgia Ogle.

When Tiffany gets up, you'll be able to stare at her, but Georgia will watch you:

"Stare at her butt" - Sided with Tiffany +1, +1 Georgia Ogle.

When Tiffany leaves for a second time, Georgia will not be watching.

“Stare at her butt” - +1 Sided with Tiffany.

If Georgia Ogle Points are two or more - MAJOR SPOILER 3

## 80 - Night with Vanessa

When Vanessa calls you back in, you'll have sex whilst Sophie is still on the balcony.

“Just pull the curtain” - Sophie will watch and listen - MAJOR SPOILER 4

“Shut the door” - Sophie will not be able to see or hear.

MAJOR SPOILER 4 is associated with this scene!

This is the end of current content.

## 81 - The Story in London

Arriving at the Office, Ellie will be either dressed in a very slutty manner and show off her lack of underwear if you chose to pay her £50 at (72).

If Samantha was hired when Ellie asks, she'll be at the Office.

Samantha will ask to shadow Ellie, instead of cleaning as originally agreed.

Corrupted Ellie will be looking forward to bossing Samantha around and making her clean, and will be fuming if you task Samantha to shadow her instead. She'll confront you and demand you send Samantha back to cleaning.

Samantha will try and copy her sisters own tactic and come and try and convince you to not make her clean if you change your mind after Ellie's tantrum, letting you see her boobs.

Innocent Ellie will happily work alongside her sister.

The “Sister Wars” begin here, and you can start earning points towards them, these only are relevant if you are on the Ellie Romance path.

Samantha cleans to start with - 1 Ellie Points in The Sister War.

Samantha shadows to start with - 1 Sam Points in The Sister War.

After Corrupted Ellie's confrontation:

Samantha ends up cleaning - Ellie Points = 2, Samantha Points = 0 in The Sister War.

Samantha ends up shadowing - Ellie Points = 0, Samantha Points = 2 in The Sister War.

There will be more opportunities to gain or lose points throughout the weekend.

## 82 - The Second Mission

If Bedivere was sent after Frank, the Foreign Secretary will publicly attack TITAN.  
If Bedivere was sent after anybody else, the plans are leaked and the Foreign Secretary resigns.

After listening to the voicemails, you can send one person to follow the TITAN Officer spotted at the hotel. Who you send will affect their mission reports and the evidence you receive, ranged between four and ten pictures.

Four Pics - Stanley (The Boys), Connie (Kylie's Pub), Cecelia (Ironstar), Steph (Police).  
Six Pics- Jim (The Boys), Darren (Kylie's Pub), Harry (Ironstar), Sgt. Crane (Police).  
Eight Pics - Leona (The Boys), Kylie (Kylie's Pub), Magdalena (Ironstar), DS Truman (Police).  
Ten Pics - Bilbo (The Boys), Ella (Kylie's Pub), Pete (Ironstar), Miranda (Police).

You will get images showing a car moving across London connecting two groups of the bad guys together.

## 83 - Dealing with Marissa (Steph Route)

If you did not get Steph's Hard Drive in (73), you'll be required to send somebody after her to retrieve it. This will have varying reports, but they will always be successful. Choosing Kylie will present a different option to dealing with her (85).

## 84 - The Evening

If you're on the Ellie Romance path, you'll take her (and Samantha if she was present) back to Ellie's house.

If Samantha shadowed innocent Ellie, they'll have an argument about who gets to sit in the front after Samantha calls shotgun.

Letting Ellie sit in the front +1 to Ellie in The Sister War.

Letting Samantha sit in the front +1 to Samantha in The Sister War.

You can at this point call Jenna over for the evening if you are not going home with Ellie (86). If Steph has had plastic surgery, you'll go home to her without calling Jenna (87).

## 85 - Kylie's Offer

After Darren rescued Kylie from an abusive relationship, she takes a very extreme stance towards domestic abusers.

Kylie will offer to permanently resolve the issue rather than just stealing the hard drive, for a price.

MAJOR SPOILER 5.

## 86 - An Evening with the Ex (Jenna Route)

Jenna will also accept being invited round, and she will come with flowers for the Player.

Accepting the flowers will start the Jenna romance, rejecting them will cause her to leave.

If Steph has moved in, Jenna will find her hairs over the sofa and get angry about it.

If Jenna finds Steph's hairs, then she'll offer to become the Player's "Side Chick" if he pays for her rent. If the Player makes Jenna cry by saying "That's exactly what you are" when she describes herself as a homewrecker, she'll demand the Player pays her full rent (£1350) each month, if he doesn't, she'll ask only for the amount she is short (£250) each month currently.

If the Player declines, she'll leave.

If the Player accepts, the Jenna sex scene will play out.

If Jenna does not find Steph's hairs, she'll ask what she can do to get back with the Player.

"Beg" will just annoy Jenna and not lead to anything.

"Anal" and "BDSM" will encourage these in the future with Jenna.

"Threesome" and "Naomi" will cause Jenna to try and convince the student she is going for wine with to have a threesome.

During sex with Jenna, the Player will always creampie Jenna, willingly or not, Jenna will stop him removing her if she tries.

If Jenna has found Steph's hairs, she'll go home after the sex. If Jenna has not found Steph's hairs, she'll ask to stay. Letting her stay will result in a guaranteed sex scene the next day. This is the end of current content.

## 87 - Steph's New Body (Steph Route)

Steph will be waiting in the bathroom if she has had Plastic Surgery, eager to reward you.

She'll start giving you a blowjob in the shower, and several things can happen.

"Be Gentle" with her will grant +2 Steph Girlfriend Points, and then proceed to the shower.

"Be Rough" will grant +5 Kinky Steph and a deepthroat scene. When Steph starts gagging:

"Let her breathe" will continue the blowjob scene as deepthroating.

"Hold her head down" will grant +3 Kinky Steph Points, and cause Steph to vomit.

After cumming, you will then need to pee:

"Use the toilet" - ends this scene and proceeds to showering.

"Piss on Steph" will grant a watersports scene and +5 Kinky Steph Points.

You can then get Steph to piss on herself for +5 Kinky Steph Points and another watersports scene.

Kissing Steph will grant +3 Kinky and Girlfriend Steph Points.

In the bedroom, Steph will be brushing her hair.

Letting her brush it herself and talk about her “Housewife Fantasy” will give +5 Kinky Steph Points.

Brushing Steph’s hair for her will grant +20 Kinky Steph Points and +5 Girlfriend Steph Points.

## 88 - Meeting Ellie’s Family

There are some slightly varied scenes depending if Samantha is with you when returning home and meeting Ellie’s sisters.

In the bedroom, you will have two options to cum inside Ellie.

MAJOR SPOILER 6 is affiliated with this scene.

Telling Ellie you love her greatly benefits your relationship in the future.





# Day Fourteen

## 89 - Splitting Paths

Saturday splits the day into completely different paths depending on who you spent the night on Day Thirteen with.

If you visited Ellie's house and met her family, you'll spend the day with her and be on the "Ellie Path", go to 90.

If you have invited Stephanie to live with you, you'll spend the day with her. If Stephanie had Plastic Surgery you will now be on the "Bimbo Path", go to scene 127, otherwise you'll be on the "Stephanie Path", go to scene 137.

If Jenna stayed the night you will be on the "Jenna Path", this is different to hooking up with Jenna on occasion, go to scene 124.

If you went on holiday with Vanessa, you will now be on the "Vanessa Path", go to scene 142.

If you're on none of these paths, you will be on the "Loner Path", go to scene 126.

All of these are mutually exclusive, you cannot be on more than one of these paths at a time.

## 90 - Morning (Ellie Path)

Ellie's path on Saturday has the opportunity to remain on a more romance focused path, or split off into a Darker Path (the "Dark Path") focused more on corruption, control and generally darker themes. Samantha has her own romance path independent from the others, however Emma and Helena will require the Player to be on the Dark Path to get their scenes.

In the morning Ellie will be preparing to leave for swimming with Samantha, when she will get angry and call Helena to come in a Samantha strips off completely to change into her swim wear.

Siding with Samantha will advance Samantha's own romance path and give you the opportunity to kiss her, however this will annoy Ellie and make her behave meaner towards Samantha.

Siding with Ellie will improve relations with Ellie, and she will behave more nicely towards Samantha going forward. Siding with Ellie will result in Samantha being spanked, and this is required to later begin the Dark Path.

## 91 - The Kitchen (Ellie Path)

In the Kitchen you'll meet Ellie's Mum, Helena, and have a talk with her. If you did not side with Ellie (90), then you will fix the bulb in the oven, improving your relationship with her.

If you sided with Ellie, you have the opportunity to initiate the Dark Path here. In order to do so



you must challenge Helena's authority as the "Matriarch" of the Household. Make the following choices:

"To tell you to keep your hands off Samantha in future" followed by, "Maybe I should spank you and see how you like it" and this will lead to The Spanking (92).

## 92 - The Spanking (Ellie Dark Path)

This is the Helena Gallery Scene 1, to unlock, follow the steps in 90 and 91.

The MC will spank Helena, and she will consent to this but mock the MC throughout. In order to continue on the Dark Path, you must make the following choices:

"Get a lot rougher with her" followed by, "You haven't learnt anything from this at all, have you? (Get even rougher with her)" or "Smack that stupid grin off her face".

Backing out of the spanking at any point or walking away will result in you leaving the Dark Path permanently and you will be unable to return.

## 93 - Emma and The Gym (Ellie Path)

Emma will be in the hallway waiting for Helena to give her a lift to the local gym.

"Would you like to come with me and use my gym, I haven't been yet this morning?" will result in you taking Emma to train with you in your apartment building gym (94), otherwise you will go to the gym yourself alone, and then proceed to returning to Ellie's (95).

## 94 - Showering with Emma (Ellie Path)

This is Emma Gallery Scene 1, to unlock, follow the steps in 93.

Emma will train with the gym at the MC and afterwards join you in the shower, closing your eyes in the shower will skip the scene, you will get it otherwise.

## 95 - Back to Ellie's (Ellie Path)

You'll get back to Ellie's before she returns from swimming regardless of earlier choices, and you'll now wait for her to return (97).

If you spanked Helena and went with all the rough choices, she will call you to the kitchen (96).

## 96 - The Dark Path Begins (Ellie Dark Path)

This is the Helena Gallery Scene 2, to unlock, follow the steps in 92.

Helena will at this point beg the MC to have sex with her, the earlier spanking having greatly aroused her.

Declining Helena and leaving her in the kitchen unsatisfied will result in you permanently leaving the Dark Path and you will be unable to return.

Agreeing with Helena's plan will grant you a sex scene with Helena on the kitchen floor and put you onto the Dark Path, allowing you to start corrupting Emma later on in the day.



## 97 - Ellie Returns (Ellie Path)

When Ellie returns to the house, how she treats Samantha and reacts to her will depend on the choices you made when you first woke up (90).

## 98 - Bathing with Ellie (Ellie Path)

This is Ellie Gallery Scene 9, every play-through on the Ellie Path will unlock this scene at this point.

## 99 - Emma Returns (Ellie Path)

Emma will return from her boyfriends house at this point and rejoin the household.

If you are on the Dark Path, you can at this opportunity start corrupting Emma and begin the relationship with her. To start Emma's Corruption, refuse to move at the door and make her "squeeze" past you.

## 100 - Samantha's Raid (Ellie Path)

Samantha will be playing an MMORPG in the living room when Ellie will come down and turn the game off, causing Samantha to run off crying.

In order to advance Samantha's romantic path, follow her upstairs and comfort her (102).

If you ignore Samantha and remain with Ellie in the Living Room, then you will get an additional sex scene (101).

## 101 - Ellie's Living Room Scene (Ellie Path)

This is Ellie Gallery Scene 10, to unlock it, stay with Ellie in the living room (100) after she turns off Samantha's Video Game. This scenes leads on to Ellie's Dress (103).

## 102 - Samantha's New Computer (Ellie Path)

If you do not go and get Samantha a new computer, you will progress to Ellie's Dress (103).

To advance your relationship with Samantha, offer to take her to the computer store and get her a PC of her own by selecting "Why don't we get you the stuff to set up in the shed?". This is required to progress Samantha's Romance Path.

You'll have two opportunities whilst getting her computer stuff to kiss Samantha for short kissing scenes. Purchasing the "Gaming Computer" at the store will cause Samantha to become slightly more successful in her streaming career, but this choice does not affect the romance path.

## 103 - Ellie's Dress (Ellie Path)

Ellie will then depart from her house in order to pick up a nice dress from a friends for the meal in the evening. If you are not on any other path, you will proceed to the Motorway (107).

If you are on Samantha's Romance Path, you can double back to the shed and go up to Ellie's bedroom with her by selecting "I like the sound of that" (105).

If you are on the Dark Path you can also visit Emma (104) and Helena (106). This can be done along with visiting Samantha in her room if you are also on the Samantha Romance Path.

## 104 - Getting to know Emma (Ellie Dark Path)

This is Emma Gallery Scene 2, to unlock it follow the steps for Emma's Corruption in 99.

Whilst speaking to Emma, choose to "Go and sit on the bed with her and test what Helena said earlier" in order to get the scene and continue Emma's Corruption. If you do not do this then it will end Emma's Corruption and there will be no further content with her and you will proceed to the Motorway (107).

Following this you will proceed to Samantha's Show (105) if you are on Samantha's Romance path, or you can visit Helena (106). Doing neither will send you to the Motorway (107).

## 105 - Samantha's Show (Ellie Path)

This is Samantha Gallery Scene 1, to unlock it follow the steps for Samantha's Romance in 100 and 102.

After this you will proceed to the Motorway (107) if you are not on the Dark Path and if you are on the Dark Path you can visit Helena (106).

## 106 - Helena's Room (Ellie Dark Path)

This is Helena Gallery Scene 3, to unlock it follow the steps for the Dark Path in 96.

If you choose to have Helena strip and jerk off, where you ejaculate will change some minor dialogue in future updates.

Following this you will leave Ellie's and go to the Motorway (107).

## 107 - The Motorway (All Paths Except Vanessa)

Depending on what path you are on, you may or may not be limited on time for the part of the update.

If you are on Ellie's Path or The Bimbo's Path, you will be limited on time.

If you are on Jenna's, Stephanie's Path (Non-Bimbo) or the Loner Path, you will not be limited.

You will proceed to visit Lydia Collier at her new home (108).

## 108 - Lydia Collier (All Paths Except Vanessa)

Whilst at Lydia's you will swim in the pool with her and can make some minor choices to affect the view of Lydia whilst she is swimming and the view she has of the MC.

Lydia will then offer you the chance to go inside with her, this is required if you want to have future Romantic Contact with her and leads to Lydia's Bedroom (109).

If you are time limited, making this choice will prevent you from visiting Jenna (110). If you are not time limited, then you can go to Lydia's Bedroom and visit Jenna afterwards.



## 109 - Lydia's Room (Lydia Path)

The sex scene here is Lydia Gallery Scene 3, to unlock follow the steps at the pool (108).

During this encounter you can inform Lydia that you have a girlfriend, which will open up future paths for bringing Lydia into your current relationship.

You can also have sex with Lydia, you can decline having sex with her and continue Lydia's Romance if you inform her about your girlfriend and suggest talking to her first, otherwise you need to have sex with Lydia to continue the romance.

If you are time limited, you will now proceed to the Motorway Back (111), otherwise you can go and visit Jenna (110).

## 110 - Jenna's Flat (Jenna Path)

This is Jenna Gallery Scene 5, to unlock it follow the steps to visit Jenna in 108,

To unlock Jenna's Anal Scene, you need to be on the Jenna path and have tried to fuck Jenna in the arse during the morning scene (124).

After this you will proceed to the Motorway Back (111).

## 111 - The Motorway Back (All Paths Except Vanessa)

The Paths separate again here and the MC will now return to their original path.

If you are on Ellie's Path, you will return to Ellie's House (112).

If you are on The Bimbo's Path, you will then go and meet Stephanie for dinner (134).

If you are on Jenna's path, you will return to your home, and Jenna will visit (125).

If you are on Stephanie's Path (Non-Bimbo) you will return to your apartment (140).

If you are on The Loner Path you will return to your apartment, there is now only story content for this path from here and you will proceed to the Third Mission (151).

## 112 - Getting Ready at Ellie's (Ellie Path)

This is Ellie Gallery Scene 11, and is unlocked for everybody on the Ellie Path at this point.

If you are on the Dark Path and have groped Emma at 99 and 104, Emma will join you for dinner at this point. If you have not, Emma will decline your invitation.

Whichever underwear you choose for Ellie will be worn later in the evening.

You can choose which bathroom to visit. Visiting the upstairs bathroom (114) will see the MC encounter Helena, whereas visiting the downstairs bathroom will result in Samantha (113).

## 113 - Downstairs Bathroom (Ellie Path)

This is Samantha Gallery Scene 2, to unlock it you must be on Samantha's Romance Path and have purchased her a computer at the store in 102.

If you are on Samantha's Romance Path then she will let you use the bathroom and you'll get the bathtub scene, otherwise she will chuck you out and send you upstairs (114).

## 114 - Upstairs Bathroom (Ellie Path)

This is Helena Gallery Scene 4, to unlock it you must on the Dark Path as set out in 92 and 96.

If you are on the Dark Path, going straight into the bathroom will result in a scene of Helena leaving the shower and several naked renders.

If you are not on the Dark Path, going straight into the bathroom will result in a very short scene of Helena naked and she will angrily ask you to leave.

Waiting outside the bathroom will not give you any naked views of Helena, but will not lead to you pissing her off if you are not on the Dark Path.

## 115 - Post Bathroom (Ellie Path)

Ellie will still not be ready to go out at this point, and will send you around the house to check on Helena (117) and Samantha (116), if you are on the Dark Path, you will also visit Emma (118).

## 116 - Samantha Getting Ready (Ellie Path)

Samantha will be in the bathroom getting ready.

If you are on the Samantha Romance Path and bought her the computer, then you have the option to take her panties. Taking them will result in a blowjob later on, letting her keep them will prevent this scene from taking place.

You will then proceed to visit Helena (117).

## 117 - Helena Getting Ready (Ellie Path)

Helena will be in her bedroom and getting ready.

If you are on the Dark Path, you can get Helena to remove her panties and hand them over to you, resulting in her going to the restaurant commando.

If you are on the Dark Path and Emma joined for dinner in 112, you will then go to visit Emma (118), otherwise you will return to Ellie's Room (119)

## 118 - Emma Getting Ready (Ellie Path)

This is Emma Gallery Scene 3, and requires Emma to have joined for dinner in 112.

After feeling up Emma and finding she hasn't put any knickers on, you will return to Ellie (119).

## 119 - Ellie is Ready! (Ellie Path)

You will then rejoin with Ellie and proceed to go to the restaurant with her and her family.

If you are on Samantha's Romance Path and took her panties in 116, you will get a Samantha blowjob scene (120).

If not, you will then exit the restaurant (121).

## 120 - Samantha Blowjob (Ellie Path)

This is Samantha Gallery Scene 4, to unlock it you must be on Samantha's Romance Path and have taken her panties in 116.

Once the scene has been completed, you will exit the restaurant (121).

## 121 - Leaving the Restaurant (Ellie Path)

If you are on the Ellie Romance Path, you will go back in the taxi with Ellie to her room (123).

If you are on the Dark Path and Emma came to dinner (112), you will have the option to remain behind with Emma and take a taxi back with her, leading to a sex scene (122). You can go with Emma and still go to bed with Ellie in 123.

## 122 - Dogging (Ellie Dark Path)

This is Emma Gallery Scene 4, to unlock it you must be on the Dark Path, have Emma come to dinner (112) and have chosen to wait for Emma (121).

You can choose how the female dogger participates in this scene and whether to have vaginal or anal sex with her during the scene, Emma will accept all options.

If you fuck Emma in the arse, Ellie will complain about the taste when she gives you a blowjob in 123.

## 123 - Leaving the Restaurant (Ellie Path)

This is Ellie Gallery Scene 12, and is unlocked for everybody on the Ellie Path at this point.

You will have the option here to have regular vaginal sex with Ellie at this point, or anal, however you can only do one.

If you fucked Emma in the arse (122), Ellie will complain about the taste when she sucks your dick in this scene.

This is the end of Ellie's Content, and the next and final scene is the Third Mission (151).

## 124 - Jenna Morning (Jenna Path)

This is Jenna Gallery Scene 4, to unlock it follow the steps to have Jenna stay overnight in 86.

You will wake up with Jenna alongside you in the apartment as she stayed over the night before. Upon waking, she will have sex with you.

You can at this point try to have anal sex with her, but she will decline. If you want to have anal sex with Jenna later if you visit her flat (110), then you need to attempt to have anal sex with her here.

Afterwards Jenna will leave the apartment, and you will go to the gym alone.

Following this, you will then go to The Motorway (107).

## 125 - Jenna Night (Jenna Path)

This is Jenna Gallery Scene 6, to unlock it be on the Jenna path and visit her in 110.

Jenna will come over to your apartment and enjoy a glass of wine and dinner with the MC at this point, before retiring to the bedroom where this will be another sex scene with her.

This is the end of Jenna's Content for the day, and the next and final scene is the Third Mission.

## 126 - The Loner Path (Loner Path)

You will go to the gym by yourself and then proceed to The Motorway (107).

## 127 - The Morning (The Bimbo Path)

You will start the day being woken up by Stephanie, and then interrupted by the Post Man.

He will bring a parcel for Stephanie and depending on whether or not you already have Marissa's hard drive (83), he will have a delivery from your team member. They will always be successful regardless of who you went. You will then present Stephanie with the Hard Drive to her delight, and she will also during this conversation ask if you want her to go on birth control or not. The choice is not made in this scene, but later in 128.

You will then leave with Stephanie to London (128).

## 128 - London (The Bimbo Path)

This is Stephanie Gallery Scene 20, and is unlocked at this point to anybody that is on The Bimbo Path (see 89).

On the way to London you'll get some food, which Stephanie will then eat most of, and she will apologise by giving you a blowjob in the car. You can choose to cum in her mouth or cum on her face and have her rub it in and wear it for the duration of your shopping trip in London.

Stephanie will also bring back up birth control, if she starts taking the pills, then Stephanie will not have a chance of getting pregnant if you cum inside her vagina.

If Stephanie does not start taking the pills, then she may fall pregnant in future if you creampie her. Steph will feel more secure in your relationship if she is not on birth control.





## 129 - Shopping in London (The Bimbo Path)

You will then proceed to go shopping in London with Stephanie.

Choosing whether or not to smile at the young busker outside the coffee shop will change her guitar playing to happy if you smile, or more sad if you do not.

The woman behind Stephanie in the coffee shop will listen to Stephanie's tale, and you can see her former partner still calling and waiting for her to leave the toilet hours later as you exit the adult store (133).

You will then proceed to the Pulchritude Clothing Store (130).

## 130 - Pulchritude (The Bimbo Path)

In the store Stephanie will have an array of lingerie, dresses and other clothes to try on.

At one point she will suggest a dress is way too short for her to every wear, suggesting that she can wear it just for you will then let you tell her that you wouldn't mind her wearing super short clothing outside, which will help if you want Stephanie to wear very revealing clothes in future.

Stephanie will then suggest you have some fun in a nearby stall, accepting this will lead to a sex scene (131), whereas declining it will see you pay and then go to the adult store (132).

## 131 - Out Back (The Bimbo Path)

This is Stephanie Gallery Scene 21, and is unlocked by accepting Steph's offer to have some fun in the stall whilst clothes shopping in Pulchritude (130).

Stephanie will then proceed to give you a blowjob and say she has a "surprise for you", saying "No, no surprises" will go straight to the sex scene, whereas saying "Okay, I trust you" will result in Stephanie rimming the player.

If Stephanie is rimming the player, she will ask if you want "more than just my tongue". "That's enough" will go straight to the sex scene, whereas "Let's try it" will lead to her fingering the player's arse.

You will then have the sex scene with Stephanie, where you can choose whether or not to fuck her in the arse. There are no consequences to either choice and she will accept either.

After sex the player will mention he needs the toilet and Stephanie will offer to take care of that for him. "Not in here, I'll wait for a real one." will skip this scene and you will pay and then go to the adult store (132). "I won't" will lead to a watersports scene where the player will urinate in Stephanie's mouth and she will drink it. You will then pay and go to the adult store (132).

## 132 - Adult Store (The Bimbo Path)

In the adult store you will have the choice of buying the "Sparky" or the "Pet" set, which will decide which scene you get after the dinner (135 for Sparky, 136 for Pet).

The Cashier here will also give Stephanie a complimentary copy of "The Good Wife's Guide", which Stephanie will secretly read and will result in her becoming more accepting of sharing from this point onwards.

## 133 - Leaving the Adult Store (The Bimbo Path)

You will then leave the adult store, and you can see the abusive man from 129 is still searching for his former partner who has disappeared following her overhearing Stephanie's speech.

You will then split from Stephanie here, and proceed to The Motorway (107).

## 134 - Dinner with Stephanie (The Bimbo Path)

After building the pillory and getting dressed, you'll go to the restaurant and meet Stephanie for dinner.

If you went to Lydia's bedroom and told her about Stephanie in 109, you can then suggest that Lydia and Stephanie meet each other. This is required for the two to be introduced, otherwise they will not meet in future updates.

If at the store (132) you bought the "Sparky" Pack, you'll go to 135, else with the "Pet" Pack, you'll go to 136.

## 135 - Sparky Time (The Bimbo Path)

This is Stephanie Gallery Scene 23, and is unlocked by buying the "Sparky Pack" in 132.

This will lead to a sex scene in the pillory, there are two optional watersports scenes that can be part of this scene through getting the glass and holding it for her, or by shocking her when she says she needs to go.

This is the end of Steph's Content, and you will then go to the Third Mission (151).

## 136 - Pet Play (The Bimbo Path)

This is Stephanie Gallery Scene 22, and is unlocked by buying the "Sparky Pack" in 132.

This will lead to a sex scene in the pillory, with the pet toys.

This is the end of Steph's Content, and you will then go to the Third Mission (151).



## 137 - Morning (Stephanie Path)

You will start the day being woken up by Stephanie, and then interrupted by the Post Man.

He will bring a parcel for Stephanie and depending on whether or not you already have Marissa's hard drive (83), he will have a delivery from your team member. They will always be successful regardless of who you went. You will then present Stephanie with the Hard Drive to who will faint as a result. Whilst she recovers, she'll send you to the gym, and then meet you in the shower afterwards (138).

## 138 - Post-Gym Shower (Stephanie Path)

This is Stephanie Gallery Scene 18, and is unlocked for anybody who reaches this point on the Stephanie Path.

Prior to showering, you'll go to the toilet. There are two optional watersports scenes here, you can choose to let Stephanie hold it whilst you go, or go on her in the shower instead.

This will be followed by the blowjob scene, and you'll then go with Steph out for pizza (139).

## 139 - Pizza (Stephanie Path)

The Player will accompany Stephanie out for pizza, and then afterwards Stephanie and the Player will separate.

The Player will proceed to The Motorway (107).



## 140 - Dinner (Stephanie Path)

After returning home, you'll find Stephanie dolled up and ready to go out for the evening. Once the Player is ready, you'll then proceed to get a taxi to the restaurant with her.

If you went to Lydia's bedroom and told her about Stephanie in 109, you can then suggest that Lydia and Stephanie meet each other. This is required for the two to be introduced, otherwise they will not meet in future updates.

You'll then proceed home to bed with Stephanie (141).

## 141 - Back to the Bedroom (Stephanie Path)

This is Stephanie Gallery Scene 19, and is unlocked for anybody who reaches this point on the Stephanie Path.

There are three variations of this sex scene, you can have a romantic scene with Stephanie by choosing not to get rough with her, a rough sex scene, and an anal sex scene.

This is the end of Steph's Content, and you will then go to the Third Mission (151).



## 142 - Morning (Vanessa Path)

If you went on holiday with Vanessa, you will now be on the “Vanessa Path”, this path is exclusively with Vanessa, Tiffany and Friends on the Island. There is not an opportunity to progress romantic relationships with Jenna or Lydia on this path like there are on the others.

Once you wake up, you will go outside and have the opportunity to do a body shot off of Taylor, there are no consequences for doing this.

You then have the choice to strip Vanessa of the towel she is using to cover up the raunchy bikini she has been given, if you do not, Tiffany will take her towel regardless.

After this you'll go to the swimming pool (143).

## 143 - Swimming Pool (Vanessa Path)

In this swimming pool you'll have various choices at which girls to look at this, this will grant you a couple of images of the girl you look at, but there are no further consequences than this.

After a while you'll have the option to go back to the room with Vanessa, which will lead to a sex scene (145).

If you read Sophie's Dairy during the opportunity on the plane, you can inform her that you will be going to have sex with Vanessa and begin the “Quean Path” (144).

## 144 - Letting Sophie Know (Vanessa Quean Path)

After reading Sophie's Dairy you'll be aware that she has a huge crush on Vanessa and you can begin to use this to cuckold her. Telling Sophie you're about to have sex will humiliate and embarrass her, and she will go back to the pool. If you offer to let her listen, then she will go to her room and listen in to the following sex scene (145).

## 145 - Vanessa Balcony Scene (Vanessa Path)

This is Vanessa Gallery Scene 9, and is unlocked by anybody on the Vanessa Path once they reach this point.

Vanessa will tell you to lock Sophie's bedroom door. If you did not inform her about what you were going to do (143), the room will be empty. If you did inform her and invited her to listen (144) then Sophie will be in the room.

You can get her to give your dick a kiss for good luck, and take a picture of it for the next time she fantasies about it. In order to get her to do both, suggest the picture first and then there will be the option for the kiss as well.

The Player will then proceed to have sex with Vanessa on the balcony, and she will talk about what type of fantasy you have about her. Whatever you select here will give you a short dream sequence about that type of content when Vanessa gives you a blowjob later (147).

After this scene, you will go back outside and chat with Tiffany and Taylor on the towels outside, before heading to dinner which Vanessa will have prepared.

This will then lead to the Vanessa's costume scene (146).



## 146 - The Costume Scene (Vanessa Path)

Vanessa, the player and all the girls will dress up in their costumers as supplied by Tiffany.

If you have started the Quean Path (144), then you can inform Vanessa that Sophie has a crush on her. When you do so, Vanessa will call your bluff and suggest going to talk to Sophie about it. You can back out of the Quean Path here and kiss Vanessa's feet and she won't talk to Sophie.

If you let Vanessa go and speak to Sophie, she will confess to having a crush on Vanessa and the two will have a talk about it without the Player. This is required to continue to the Quean Path.

This will then lead to the Vanessa's costume blowjob scene (147).

## 147 - Costume Blowjob (Vanessa Path)

This is Vanessa Gallery Scene 10, and will unlock for all players on the Vanessa Path at this point.

During the blowjob you will have a fantasy/dream sequence which will show the fetish/kink you chose during the balcony scene (145).

This will then lead to a night on the beach (148).

## 148 - Night on the Beach (Vanessa Path)

The Player will then have drinks on the beach with Vanessa and the girls, and they will play truth and dare. With Vanessa present, she will prevent the game getting too raunchy or anybody suggesting anything too extreme.

However you can still get away with daring Taylor to kiss her favourite person (will kiss Tiffany) or to remove her top without Vanessa intervening.

You will then go back to bed with Vanessa. If you are on the Quean Path, you can choose to involve Sophie which will lead to a cuckqueaning scene (149), else you will have a romantic scene with Vanessa (150).

## 149 - Cucking Sophie (Vanessa Quean Path)

This is Vanessa Gallery Scene 12, and will unlock providing you choose to involve Sophie (148).

This will result in a scene where Sophie watches the Player have sex with Vanessa. If you allow Vanessa's request to get Sophie to clean her up, she will eat Vanessa out after you creampie her.

This is the end of Vanessa's content, and you will then proceed to the Third Mission (151).

## 150 - Vanessa Romance (Vanessa Path)

This is Vanessa Gallery Scene 11, and will unlock providing you do not involve Sophie (148).

This will result in a sex scene with Vanessa where she will ride the Player.

This is the end of Vanessa's content, and you will then proceed to the Third Mission (151).



## 151 - The Third Mission (All Paths)

All paths will then get a tip from their group leader that a room in the Montgomery Hotel has an opportunity to be searched, and the Player will decide who to send. Vanessa and Danielle will give suggestions on who to send, however it is ultimately the Player's choice.

All team members will gather some amounts of evidence, however they are randomised between relevant and irrelevant evidence.

S Tier Operators (will collect all evidence):

Harry\* (Ironstar), Kylie\* (Gang), Leona (Boys), DS Lucinda Truman (Police).

A Tier Operators (will collect the second highest amount of relevant evidence):

Pete (Ironstar), Ella\* (Gang), Bilbo (Boys), PS Miranda Jutwick\* (Police).

B Tier Operators (will collect the third highest amount of relevant evidence):

Magdalena (Ironstar), Connie (Gang), Jim (Boys), PS Leroy Crane (Police).

C Tier Operators (will collect the least amount of relevant evidence):

Cecelia (Ironstar), Darren (Gang), Stanley (Boys), PC Stephanie Adwell (Police).

Important Note: Unless the Operator you send has the "Walks in the Shadows" Perk, they will be seen by William's Security at the Montgomery Hotel. Whilst this will not compromise them (will be as they are leaving) it will cause them significant problems if they attempt to search any other room at the Montgomery Hotel in future updates.

\*Characters with the "Walks in the Shadows" Perk.

### Spoilers/Helpful Hints Regarding the Evidence:

The Decryption Key for the Coded Handwriting is -2 (go back two numbers, or two letters of the alphabet).

ABCDEFGHIJKLMNOPQRSTUVWXYZ - Example: "Jk" would decode to "Hi".

Not all of the evidence is relevant.

There are three significant locations in the evidence that will assist you with the case in the future, to ensure nobody has a "dead end", all operators will recover at least one piece of relevant evidence relating to each of these places.

The evidence they gather will then appear on your computer and you can review it through the evidence tab (fingerprint style icon that will gain a "!" when the evidence is delivered).

# Day Fifteen

## 152 - Sunday Morning

This is Dream Gallery Scene 13, it will unlock just by reaching this point.

If you stayed at Ellie's and are on the "Ellie Path" or "The Dark Path", go to 153.

If you have invited Stephanie to live with you, you'll wake up with her. If you are on the "Bimbo Path", go to 155, otherwise you'll be on the "Stephanie Path" and need to go to 158.

If Jenna stayed the night you will be on the "Jenna Path" go to 154.

If you went on holiday with Vanessa, you will now be on the "Vanessa Path", go to 159.

If you're on none of these paths, you will be on the "Loner Path", and the day starts with you going to the gym, go to 160.

All of these are mutually exclusive, you cannot be on more than one of these paths at a time.

## 153 - Ellie's Morning (Ellie Path)

Waking up at Ellie's house, you'll need to use the toilet.

Using the main bathroom on the same floor as you will not lead to you encountering anybody.

Going upstairs will lead to you meeting Samantha who has just finished using the toilet.

If you purchased Samantha a computer to stream on (102), you'll get an extended scene here where she'll show you the lingerie she's wearing. You're also now on "The Streamer Path".

If you're on the Dark Path, visiting Emma in her bedroom will result in a topless conversation with her and give you the option to bring her to the gym.

You'll then head downstairs and go to the gym - go to 160.

If you're on the Dark Path, you'll get another option to bring Emma along.

In order to access Emma's scene and continue her relationship, you need to bring her to the gym with you.

## 154 - Jenna Morning (Jenna Path)

This is Jenna Gallery Scene 7, to unlock it be on the Jenna path and have her stay over 125.

Once you have finished, Jenna will leave to finish marking her exams. If you suggested bringing in Naomi for a threesome in 86, Jenna will return later in the afternoon, otherwise this is the end of Jenna's content for Day Fifteen.

You'll then go to the gym - go to 160.

## 155 - Sunday Morning (The Bimbo Path)

You'll wake up with Steph and get a short naked scene of her whilst in bed together.

Once you've awoken, you'll have the option of punishing Steph for her gold-digging behavior over the weekend. There are two options:

"Punish her in the toilet." - Leads to a dirty toilet scene, go to 156.

"Give her a spanking" - Leads to a spanking scene, go to 157.

These events are mutually exclusive, once you've completed the scene or if you chose not to punish her, you'll go to the gym, go to 160.

## 156 - Toilet Time (The Bimbo Path)

This is Stephanie Gallery Scene 24, to unlock it be on The Bimbo Path and choose to punish her in the toilet at the choice in 155.

You leave to go to the gym at the end of this scene, go to 160.

## 157 - Sunday Morning Spanking (The Bimbo Path)

This is Stephanie Gallery Scene 25, to unlock it be on The Bimbo Path and choose to punish her with a spanking at the choice in 155.

You leave to go to the gym at the end of this scene, go to 160.

## 158 - Sunday Morning (Stephanie Path - No Plastic Surgery)

You'll wake up with Steph and get a short scene where she will make you breakfast.

You'll then go to the gym - go to 160.

## 159 - Vanessa Morning (Vanessa Path)

The Day on the Island begins with the MC alone as all of the girls are preparing for the wedding.

You start the day here, being many hours behind due to the time difference, immediately with the **Fourth Mission**, go to 169.

## 160 - The Gym.

You'll do a workout at the gym and then return to your respective partner, if you are on the Loner or Jenna Path, you'll go straight to **the Fourth Mission**, go to 169.

If Emma is at the gym with you, decided in 153, she'll ask you to spot her. If you lower the bar onto her, you can proceed to a sex scene, go to 161.

If you purchased Samantha a computer to stream on in 102, after finishing at the gym you'll return to your flat to watch her first stream, go to 162.

If you're on the Ellie Path and you are not also on the Dark or Streamer Path's, you'll return to Ellie after the gym, go to 164.

If you have invited Stephanie to live with you, you'll wake up with her. If you are on the "Bimbo Path", go to 165, otherwise if you're on the "Stephanie Path" go to 168.

## 161 - Gym Sex with Emma - Part 1 (Ellie Dark Path)

This is Emma Gallery Scene 5, to unlock it be on the Dark Path, take Emma to the Gym on Day 15 and choose to pin her when prompted during 160.

This will start an Emma Sex Scene, if you're also on the Streamer Path, leave the gym with Emma pinned half way through to see Samantha's First Stream, and go to 162.

Choosing to film Emma here will result in you having a porno video of you and her having sex with will be potentially useful in the future.

Taking Emma's clothes here will result in her having a different scene in 163 where she is naked.

If you're on The Streamer Path, go to 162, else go to 163.

## 162 - Samantha's First Stream (Ellie Streamer Path)

Samantha will stream her first video game and get some subscribers and supports during this scene.

When it ends she'll offer to do a private stream with the Player.

This is Samantha Gallery Scene 4, to unlock it be on the Streamer Path by buying Samantha a computer in 102.

If you have left Emma in the gym in 161, you'll return to her and continue the scene, go to 163.

Otherwise you'll return to Ellie after the gym, go to 164.

## 163 - Gym Sex with Emma - Part 2 (Ellie Dark Path)

This continues 161 and concludes the gym sex with Emma, giving you some options on where to have sex with her and how to finish up.

This scene is required to be completed to unlock the Emma Cucking Scene later on, and she'll hint at this when you drop her off.

If you stole Emma's clothes in 161, you'll get a different ending where Emma will have to run naked through the gym.

You'll then return to Ellie after the gym, go to 164.

## 164 - Return to Ellie's (Ellie Path)

This is Ellie Gallery Scene 13, and is unlocked for everybody on the Ellie Path at this point.

Getting back to Ellie's you'll have sex with her again in her bedroom.

Getting Ellie's hairbrush from under the drawers will show a double penetration scene where you use the handle on her arse and you can then get her to lick it afterwards.

If you talked with Lydia about joining your girlfriend in 109, you'll have the chance to invite her over. If Lydia is not invited then there will be no possibility of Ellie and Lydia content going forwards.

Inviting Lydia will enable the possibility of Lydia joining your relationship with Ellie, and Ellie and Lydia will spend the day bonding whilst you work.

You'll then leave Ellie's and be sent to do the Fourth Mission, go to 169.

## 165 - Chores (The Bimbo Path)

Upon returning to the flat, you'll find Stephanie cleaning the place.

If you talked with Lydia about joining your girlfriend in 109, you'll have the chance to go and visit her with Bimbo Steph. If you don't visit Lydia, there is no opportunity of Bimbo Steph and Lydia content going forward.

If you do not go and visit Lydia, you'll see an extended view of Bimbo Steph cleaning the flat and then proceed to the Fourth Mission, go to 169.

If you go and visit Lydia, go to 166,

## 166 - Bimbo Besties (The Bimbo/Lydia Path)

You'll go with Steph and visit Lydia, and the two will become friends.

Whilst Steph and Lydia get acquainted, you'll go and get a pair of trunks, go to 167.

## 167 - The Massage (The Bimbo/Lydia Path)

This is Stephanie Gallery Scene 27, to unlock it visit Lydia with Bimbo Steph on Day 15.

Upon returning, Stephanie will be giving Lydia a massage which will then escalate to a sex scene.

Once it is done, you'll leave Steph and Lydia to bond some more and then proceed to the Fourth Mission, go to 169.

## 168 - Post Gym BJ (Stephanie Path)

This is Stephanie Gallery Scene 26, to unlock it be on the Regular Stephanie Path and reach this point on Day 15.

After the blowjob, you'll go shopping with Stephanie where you'll be called by somebody on your team.

Once the call is done, you'll leave Steph and proceed to the Fourth Mission, go to 169.

## 169 - The Fourth Mission (All Paths)

Please note this section has major spoilers and should be avoided if you don't want future Content spoiled! Go straight to 170 for instructions on all the girls paths, this section is Mission Related only and again, highly spoiler laced! 170 is on Page 65.

All paths will then get a tip from their group leader that the evidence has been sorted into five different locations.

Characters without the "Walks in the Shadows" Perk who were used in The Third Mission (151) will always give the same report as a C Tier Operator if sent to the Hotel (2 or 6, either room) or the Docks (1). Characters with this again have a \*.

Operators used in the Third Mission will grant Mission Points, Mission Points will eventually determine your ending (the more, the better).

On the Third Mission (151), S Tier Operators will give 10 points, A Tier will give 8, B Tier will give 6 and C Tier will give four.

Futher Mission Points will be available in the planning session on Monday.

### Location 1 - The Docks:

Everybody has to investigate the docks. This Mission relies on Stealth and will reveal the layout of the final mission! Rankings are the same as the Third Mission.

S Tier Operators (5 Mission Points):

Harry\* (Ironstar), Kylie\* (Gang), Leona (Boys), DS Lucinda Truman (Police).

A Tier Operators (4 Mission Points):

Pete (Ironstar), Ella\* (Gang), Bilbo (Boys), PS Miranda Jutwick\* (Police).

B Tier Operators (3 Mission Points):

Magdalena (Ironstar), Connie (Gang), Jim (Boys), PS Leroy Crane (Police).

C Tier Operators (2 Mission Points):

Cecelia (Ironstar), Darren (Gang), Stanley (Boys), PC Stephanie Adwell (Police).

## **Location 2 - The Second Montgomery Hotel Room:**

The Second Montgomery Hotel Room will lead to the Discovery and Rescue of Tanya, and will change her ending from a bad ending to a positive one, it will also lead to a future Tanya scene.

Vanessa's influence means The Police will be granted and execute a Search Warrant and all characters will result in an S Tier Ending. Sending Sgt Crane will result in all hostiles being killed with no casualties and a bonus Mission Point (3 Total), sending anybody else instead will result in non-named Police casualties and the Standard 2 Points.

S Tier Operators (2 Mission Points):

**Bilbo (Boys), Harry\* (Ironstar), Darren (Gang).**

A Tier Operators (1 Mission Point):

**Stanley (Boys), Pete (Ironstar), Kylie\* (Gang) .**

C Tier Operators (0 Mission Points):

**Leona or Jim (Boys), Magdalena or Cecelia (Ironstar), Ella\* or Connie (Gang).**

## **Location 3 - The Committee Room:**

The Committee Room will lead to further blackmail evidence of the conspirators which will help significantly with the final mission. This is the highest yield for successful investigations, however C Tier searches will result in lost points. This building is manned and requires a mixture of Government knowledge and Charisma.

S Tier Operators (6 Mission Points):

**Cecelia (Ironstar), Connie (Gang), Leona (Boys), PS Miranda Jutwick\* (Police).**

A Tier Operators (4 Mission Points):

**Pete (Ironstar), Kylie\* (Gang), Stanley (Boys), PC Stephanie Adwell (Police).**

B Tier Operators (1 Mission Point):

**Magdalena (Ironstar), Ella\* (Gang), Bilbo (Boys), DS Lucinda Truman (Police).**

C Tier Operators (-2 Mission Points):

**Harry\* (Ironstar), Darren (Gang), Jim (Boys), PS Leroy Crane (Police)**

## ***Location 4 - The River Run Car Park:***

Searching The River Run Car Park will result in the character finding the getaway vehicles hired by the conspirators.

Finding the cars will always result in +2 Mission Points regardless of who is sent.

Characters marked with "Vehicle Disabled" will booby trap the car in some way so that it will fail in the future.

If the Vehicles are NOT disabled then the character sent to guard the exit in the finale will be killed.

Vehicle Disabled:

Darren or Ella (Gang), Magdalena or Pete (Ironstar), Jim or Stanley (Boys), PS Crane or Jutwick\* (Police)

Unique:

Leona will fit car bombs to the vehicles, killing all the conspirators who use them.

This will result in Vehicle Disabled for the finale, however it will give Leona the "Fugitive" Bad Ending regardless of success or failure overall, and several conspirators will also be dead rather than captured, preventing the Overall Best Ending.

Vehicle Not Disabled:

Connie or Kylie (Gang), Cecelia or Harry (Ironstar), Bilbo (Boys), DS Lucinda Truman or PC Stephanie Adwell (Police).

## ***Location 5 - The Receipt Trail:***

Only Characters marked with the Seductress Perk will get anything from exploring this.

Seductresses (2 Mission Points):

Cecelia or Magdalena (Ironstar), Leona (Boys), Kylie or Connie (Gang), PC Stephanie Adwell (Police).

## ***Location 6 - Guard the Original Montgomery Room:***

Guarding the door will lead to the guard encountering Waleed, who will be carrying a box of weapons back to show off to his pals in the room.

If encountered, Waleed will be captured unless the following characters are sent. If Waleed is not captured, Team Leader 1 will die in the finale.

Failure (Waleed not captured): **Connie (Gang)**



## 170 - Paths following the Fourth Mission (All Paths)

If you're on the Streamer Path you can now watch Samantha's Second Stream, go to 171.

If you're not on the Streamer Path and you are on the Dark Path, and you had sex with Emma in the Gym in 161, you can go with Emma to her boyfriend's house, go to 172.

If you aren't on the Streamer or the Dark Path and Ellie is with Lydia, you go and meet them, go to 173, or you go home if not, go to 174.

If you are on the "Bimbo Path", go to 175, otherwise if you're on the "Stephanie Path" go to 178.

If you went on holiday with Vanessa, you will now go to the Wedding, go to 181.

If you're on none of these paths, go to 174.

## 171 - Samantha's Second Stream (Ellie Streamer Path)

This is Samantha Gallery Scene 5, to unlock it be on the Streamer Path by buying Samantha a computer in 102.

This leads to Samantha's Second Stream, after which she'll send a series of nudes to the Player.

If you had sex with Emma in the Gym and are on the Dark Path, you'll now be able to go with her to her boyfriend's house, go to 172.

Otherwise if Ellie and Lydia are together, go to 173, or if Lydia wasn't invited go to 174.

## 172 - Emma's Boyfriend (Ellie Dark Path)

This is Emma Gallery Scene 6, to unlock it be on the Dark Path and have sex with Emma at the Gym during 161.

You'll visit the house of Emma's boyfriend, where you'll have the chance to cuck him and have sex with Emma whilst he's tied up.

Agree to wear the balaclava and this scene will play.

If Ellie is with Lydia, go to 173, or if Lydia and Ellie didn't spend the day together go to 174.

## 173 - Night at Lydia's (Ellie/Lydia Path)

You'll meet Lydia at her house, and she'll want to show you something downstairs before going and finding Ellie. Go to 174.

## 174 - Home Alone

If you had sex with Lydia on Day 14, you'll have the option to meet her for dinner, go to 180.

If Jenna was spoken to about Naomi, go to 179, else this is the end of content so far.

## 175 - Return from the Office (**The Bimbo Path**)

If Lydia and Bimbo Steph are together, you'll go out for dinner with Lydia, go to 176.

If Bimbo Steph and Lydia are not together, you'll have dinner with Steph and then go to the bedroom for an adult scene, go to 177.

## 176 - Rooftop Drinks (**The Bimbo/Lydia Path**)

Bimbo Steph and Lydia will have become friends throughout the day, and you'll go for drinks with her before being invited back to Lydia's for the night.

Lydia will ask to show you something in private whilst Steph waits upstairs, go to 181.

## 177 - Bang the Bimbo (**Bimbo Path**)

This is Stephanie Gallery Scene 29, to unlock it be on the Bimbo Stephanie Path and reach this point on Day 15 without introducing her to Lydia.

After having sex in the bedroom you'll go to sleep and this is the end of content so far.

## 178 - Office Sex (**Stephanie Path**)

This is Stephanie Gallery Scene 28, to unlock it be on the Regular Stephanie Path and reach this point on Day 15.

After having sex with Stephanie in the Office, you'll go home and this is the end of content so far.

## 179 - I'll Do Anything... (**Jenna Path**)

This is Jenna Gallery Scene 8, to unlock it be on the Jenna path and convince Jenna to try and arrange a threesome with Naomi in 82.

Once you start having sex with Naomi, she'll make it clear she wants to humiliate Jenna, not have a threesome with her.

Continuing with the threesome will lead to the "Broken" Ending for Jenna and is the end of her content in the game.

Stopping the threesome will end the scene, but will take you off of the Broken Path for Jenna.

Either way, this is the end of content for the day on this route.

## 180 - Dinner with Lydia (**Lydia Path**)

You'll meet Lydia for dinner, after which she'll invite you back to her house. Go to 181.

## 181 - Descent into Madness (Lydia Path)

Having gone slightly insane from the pressure of recent events, Lydia has turned the basement of her new home into her own sex dungeon affixed with BDSM Gear and Cages.

You hear somebody cry for help from behind a shutter door...

End of Content, to be continued in the v.0.16 Update.

## 182 - The Wedding (Vanessa Path)

You'll arrive for the Wedding, during which there will be several opportunities to gain "Bad Behavior Points".

Bad Behavior Points start equal to your Georgia Ogle Points.

- "Check Taylor Out" +1 Bad Behavior.
- "Look Down" +1 Bad Behavior.
- "Check out Hannah's Rack" +1 Bad Behavior.

You'll then go back to the Hotel with Vanessa, go to 183.

## 183 - Blowjob in the Hotel (Vanessa Path)

Vanessa will give you a blowjob in the Hotel Room.

If you are on the Queen Path and made Sophie a cuckquean, this scene will be extended.

You'll then go back to the Wedding, go to 184.

## 184 - The Disaster (Vanessa Path)

Once you've left the Hotel, you'll see the Wedding ending in disaster.

"Glance at her chest" +1 Bad Behavior.

Taylor will ask you to buy her a cocktail, doing so is required to be able to go back with Taylor and watch the Taylor/Georgia Scene and join in.

The Evening will end with Vanessa taking Tiffany's Husband to the Hospital, and three different evening scenes.

Taking Tiffany back will lead to a Tiffany Sex Scene with Daddy/Daughter Roleplay. This option is always available.

If you're on the Queen Path, you can go back to Sophie and convince her to have sex with you by mentioning Vanessa would approve of the idea.

If you bought Taylor a drink you can go back and watch her and Georgia, and then join in during the threesome. If you have 5 or less Bad Behavior Points you can have sex with Georgia too, else you'll only be able to penetrate Taylor.

End of content so far.

# Gallery Guide

## Ellie

There are currently 12 scenes available in Ella's Gallery:

Scene 1 - Making out and undressing Ellie slightly in the Office on Day 9. To unlock this scene ensure you go on the date with Ellie (33) and then continue until the next day in the office.

Scene 2 - Handjob from Ellie in your apartment after the date on Day 9. To unlock this scene, ensure you go on the second date with Ellie (36) and then invite her back after the pub (37).

Scene 3 - Eating Ellie out whilst she is on the phone to Helena on Day 10. To unlock this scene, ensure you go on the second date with Ellie (36) and then invite her back after the pub (37), it will unlock the following morning.

Scene 4 - Ellie blowjob in the Office on Day 11. To unlock this scene, ensure that Ellie has been asked to wear slutty clothes (41) and that you went on the dates with Ellie (33 & 36). This scene will then unlock during the day at the Office.

Scene 5 - Second Ellie blowjob in the Office on Day 12 (66). To unlock this scene, ensure Ellie is wearing slutty clothes routinely and she will visit you in the Office.

Scene 6 - Ellie fantasy scene at the hospital (71) on Day 12. To unlock this scene make sure you jerk off and think of your girlfriend whilst you are at the hospital and Ellie is your girlfriend.

Scene 7 - Ellie's virginity scene (88) on Day 13. To unlock this scene continue the Ellie Romance Path until you are invited to her house, and then accept the offer. You must not be on the Vanessa Path as well or you will not be able to unlock this scene.

Scene 8 - Second half of Ellie's sex scene (88) on Day 13. Unlock requirements same as Scene 7.

Scene 9 - Ellie Bathroom Scene (98) on Day 14. To unlock this scene, stay at Ellie's house overnight on Day 13 and this will unlock the following day once you get back from the gym.

Scene 10 - Ellie's Living Room Scene (101) on Day 14. To unlock this scene, remain in Ellie's Living Room after she turns off Samantha's MMORPG and do not chase after Samantha.

Scene 11 - Ellie's Knickers Scene (112) on Day 14. To unlock this scene, be on the Ellie Path and it will play out after you return from Lydia or Jenna on Day 14.

Scene 12 - Ellie's Second Time (123) on Day 14. To unlock this scene, be on the Ellie path and it will play out once you return from the restaurant and go back to Ellie's Room.

Scene 13 - Ellie's Hairbrush (164) on Day 15. To unlock this be on the Ellie Path and it will play out once you return from the gym and go back to Ellie's house and meet her in her room.

This is the end of Ellie's Gallery.

# Stephanie

There are currently 23 scenes available in Stephanie's Gallery:

Scene 1 - Sex with Stephanie in your apartment (19) on Day 4. To unlock this scene, ensure you went to the date on the same day with Stephanie and then invite her back to your room.

Scene 2 - Sex with Stephanie in your apartment (23) after the nightclub on Day 5. To unlock this scene go to the nightclub on Day 5 and have be on Stephanie's Romance Path.

Scene 3 - Stephanie's Stripping Scene on Day 6 (26). To unlock, go to Stephanie's house as part of the romance path and do not break up with her after she unveils her past as a stripper.

Scene 4 - First Stephanie Shower Scene on Day 7 (30). To unlock, be on the Stephanie Romance Path and she will automatically join you once you return home with her after the rugby game.

Scene 5 - Stephanie Sex Scene on Day 7 (30). Unlock requirements are the same as for Scene 4.

Scene 6 - Stephanie's First Anal Sex Scene on Day 9 (37). To unlock this scene, make sure you go on the date with Stephanie on this day and have four or more kinky points.

Scene 7 - Blowjob in Stephanie's Room on Day 9 (37). Same unlock requirements as Scene 6, however you do not require any kinky points.

Scene 8 - Stephanie Slave Role Play on Day 10 (44). To unlock this scene, unlock Scene 6 and afterwards instruct Stephanie to call your "Sir", then invite her to move in and you will get this scene later in the day.

Scene 9 - Stephanie Schoolgirl Role Play on Day 10 (45). Same unlock requirements as Scene 8, however instruct her to instead call you "Daddy" after Scene 6 concludes.

Scene 10 - Non-Kinky Stephanie Scene on Day 10 (43). Invite Stephanie to move in with you, but do not ask her to call you "Sir" or "Daddy".

Scene 11 - Spanking Steph on Day 11 (46). To unlock be on a playthrough where Scene 9 has taken place, ensure Stephanie keeps her collar on, and then tell her off and spank her when she climbs over the furniture.

Scene 12 - Sex in the Car Park on Day 11 (60). To unlock, make sure that Steph has moved in and then bring her with you to rescue Lydia and inform her about what is going on. Steph will accompany you to the stake out, and then you will get this scene upon your return.

Scene 13 - Morning Blowjob on Day 12 (63). To unlock, make sure that Stephanie has moved in and you will get this scene.

Scene 14 - Stephanie eating cum with her strawberries on Day 12 (63). After you have came on Stephanie's face as part of Scene 13, if she is wearing her collar and you have 30 or more kinky points, you can get her to let the facial dry. As you are eating breakfast, suggest she has some sauce for her strawberries already on her face, and she will peel the dried cum off and eat it with them.

Scene 15 - Stephanie's Fantasy at the Hospital (71) on Day 12. To unlock this scene make sure you jerk off whilst getting your check up at the hospital, and think of your girlfriend. Stephanie must not have undergone plastic surgery to unlock this scene.

Scene 16 - Stephanie's Fantasy at the Hospital (71) on Day 12. To unlock this scene make sure you jerk off whilst getting your check up at the hospital, and think of your girlfriend. Stephanie must have undergone plastic surgery to unlock this scene.

Scene 17 - Stephanie's Deepthroat & Watersports Scene (87) on Day 13. To unlock this scene, pay for Stephanie's Plastic Surgery and then await her return, you'll get this scene once she gets back in the evening.

Scene 18 - Stephanie Shower Scene (138) on Day 14. To unlock, have Stephanie as your girlfriend and moved in and it will occur once you get back from the gym.

Scene 19 - Stephanie's Evening Scene (141) on Day 14. To unlock, have Stephanie as your girlfriend and moved in and it will occur once you get back from the restaurant.

Scene 20 - Bimbo Stephanie's Car Blowjob (128) on Day 14. To unlock, have Stephanie as your girlfriend and moved in, ensure she has had plastic surgery, and this scene will occur once you leave the apartment and drive into London.

Scene 21 - Pulchritude Dressing Room Scene (131) on Day 14. Same unlock requirements as Scene 20, just continue with the story until you finish watching Bimbo Stephanie try on her new clothes and then accept her offer.

Scene 22 - Bimbo Stephanie's Pet Play Scene (136) on Day 14. Same unlock requirements as Scene 20, however when progress to the adult store, ensure you buy the "Pet" pack. This scene will play out once you return from the restaurant.

Scene 23 - Bimbo Stephanie's Sparky Scene (135) on Day 14. Same unlock requirements as Scene 22, but buy the "Sparky" pack instead of the "Pet" pack when you are in the adult store.

Scene 24 - Toilet Humiliation (156) on Day 15. Be on the "Bimbo Path" and when prompted to punish Stephanie for spending so much money at the start of Day 15, choose to humiliate her in the toilet.

Scene 25 - Spanking (157) on Day 15. Same requirements as 24, but choose spanking instead.

Scene 26 - Post-Gym Blowjob (168) on Day 15. Unlocked after visiting the gym on regular Stephanie's path.

Scene 27 - Massage Sex at Lydia's (167) on Day 15. Unlocked by talking about your girlfriend with Lydia on Day 14, and then visiting Lydia with Bimbo Stephanie on Day 15.

Scene 28 - Office Sex (178) on Day 15. Unlocked after sending the teams out for the Fourth Mission on Day 15 and having Steph as your girlfriend without getting her plastic surgery.

Scene 29 - Bang the Bimbo (177) on Day 15. Unlocked by having Steph in the Bimbo State, not introducing her to Lydia and then returning to the flat after the Fourth Mission.

That is the end of Stephanie's Gallery.

# Vanessa

There are currently 12 scenes available in Vanessa's Gallery:

Scene 1 - Blowjob at Vanessa's house (27) on Day 6. To unlock this scene, go back to Vanessa's house, do not ogle Tiffany in front of her and you'll go into the living room and get this scene.

Scene 2 - Sex with Vanessa in the Office (41) on Day 10. To unlock this scene, be on Vanessa's Romance Path and she will appear in the office during the afternoon.

Scene 3 - Sex with Vanessa in the motel after the stakeout (59) on Day 11. To unlock this scene, be on Vanessa's Romance Path and choose 'The Police' as your team for the investigation. Then choose to stay behind with Vanessa after the other Police leave the Motel.

Scene 4 - Vanessa fantasy scene at the hospital (71) on Day 12. To unlock this scene, make sure you jerk off and think of your girlfriend with Vanessa as your girlfriend.

Scene 5 - A Night in Vanessa's Bedroom (74) on Day 12. To unlock this scene, be on Vanessa's Romance Path and agree to go on holiday with her.

Scene 6 - Vanessa jerks you off on the plane (78) on Day 13. To unlock this scene, be on the flight with Vanessa, have 15 Trust Points and then suggest she helps you deal with the 'problem'.

Scene 7 - Mile High Club (78) on Day 13. To unlock this scene, be on the flight with Vanessa and have 20 or more Vanessa Trust Points.

Scene 8 - A Night Away (80) on Day 13. To unlock this scene, spend the night with Vanessa on the Holiday Island.

Scene 9 - Vanessa Balcony Scene (145) on Day 14. To unlock this scene, be on the Vanessa Romance Path and then wait until the afternoon on Day 14.

Scene 10 - Costume Blowjob Scene (147) on Day 14. This has the same unlock requirements as Scene 9.

Scene 11 - Cowgirl Riding Scene (150) on Day 14. This scene will unlock at the end of Day 14 providing you do not invite Sophie as part of the "Quean Path".

Scene 12 - Sophie Cuckquean Scene (149) on Day 14. This scene will unlock at the end of Day 14 providing you have read Sophie's tablet, let her listen during Scene 9 and then tell Vanessa you want to involve Sophie coming back from the campfire scene.

Scene 13 = Vanessa BJ (183) on Day 15. Return to the Hotel from Tiffany's Wedding and this scene will unlock. For the extended scene with Sophie, ensure you started the Cuckquean Path on 149.

That is the end of Vanessa's Gallery.

## The Dreams

Scene 1 - Jenna Dream (5) on Day 1. This scene will unlock during the first evening providing Ellie or Stephanie's Dreams were not unlocked.

Scene 2 - Ellie Dream (5) on Day 1. This scene will unlock during the first evening if you view Ellie's Our Moments Page and do not unlock Stephanie's Dreams.

Scene 3 - Stephanie Dream (5) on Day 1. This scene will unlock during the first evening if you stay late at the pub and get Stephanie's number.

Scene 4 - Cat Woman Dream (62) on Day 12. This scene will unlock if you answered "Cat Woman" when asked by Stanley and Bilbo about your preference the day before, and join 'The Boys' team.

Scene 5 - Wonder Woman Dream (62) on Day 12. This scene will unlock if you answered "Wonder Woman" when asked by Stanley and Bilbo about your preference the day before, and join 'The Boys' team.

Scene 6 - Kylie & Connie Dream (62) on Day 12. This scene will unlock if you join 'The Pub Crew' team.

Scene 7 - Cecelia Dream (62) on Day 12. This scene will unlock if you join Ironstar's team.

Scene 8 - Tiffany Dream (62) on Day 12. This scene will unlock if you join The Police's team, are on the Vanessa Romance Path, and have more "SidedwithTiffany" points than Vanessa.

Scene 9 - Vanessa & DS Truman Dream (62) on Day 12. This scene will unlock if you join The Police team and do not meet the criteria to unlock Scene 8.


Scene 10 - Connie & Ellie Dream (76) on Day 13. This scene will unlock when you reach Day 13 in the game.

Scene 11 - Vanessa Handcuffed Dream (78) on Day 13. This scene will unlock if you are on the holiday flight with Vanessa when you fall asleep on the plane.

Scene 12 - The Pornstar Dream (89) on Day 14. This scene will unlock when you reach Day 14 in the game.

Scene 13 - The Ellie Dream (152) on Day 15. This scene will unlock when you reach Day 15 in the game.

That is the end of The Dream's Gallery.





## Lydia Collier

Scene 1 - Back to Lydia's (28) on Day 6. To unlock this scene go on the date with Lydia on Day 6, and then choose to go back to her house afterwards.

Scene 2 - Lydia's Ice Cream (69) on Day 12. To unlock this scene get to Day 12, and the scene will unlock in the afternoon when you go to visit Lydia.

Scene 3 - Lydia Sex Scene (109) on Day 14. To unlock this scene get to Day 14 and go back to Lydia's bedroom after you swim together in the pool. Then choose to have sex with her.

That is the end of Lydia Collier's Gallery.



## Jenna

Scene 1 - Inviting Jenna Over (42) on Day 10. To unlock this scene, on Day 10, invite Jenna over for sex. You can do this provided you're not on Stephanie's Romance Path.

Scene 2 - Jenna fantasy scene at the hospital (71) on Day 12. To unlock this scene, make sure you jerk off and think of your ex-girlfriend.

Scene 3 - Getting Back with Jenna (86) on Day 13. To unlock this scene, get to Day 13, ensure you are alone in the apartment and then call up Jenna and invite her over.

Scene 4 - A Morning with Jenna (124) on Day 14. To unlock this scene, invite Jenna over on Day 13 whilst you do not have a current girlfriend and allow her to stay.

Scene 5 - Jenna's Flat (110) on Day 14. To unlock this scene, after you have visited Lydia in the afternoon on Day 14 go round to Jenna's Apartment and you will unlock this scene.

Scene 6 - Goodnight (125) on Day 14, unlocked by being on the Jenna Path at the end of Day 14.

Scene 7 - Wakey Wakey (154) on Day 15, unlocked by being on the Jenna Path on Day 15.

Scene 8 - Anything! (179) on Day 15, unlocked by introducing Naomi (82) & reaching Day 15.



## Helena

Scene 1 - Helena Spanking (92) on Day 14. Side with Ellie in the morning and get Helena to spank Samantha, afterwards in the kitchen confront Helena about this, and then follow the choices to spank her to unlock this scene.

Scene 2 - Kitchen Sex (96) on Day 14. To unlock this scene, spank Helena as roughly as possible in Scene 1, and then when you return to Ellie's house, Helena will beg you to have sex with her. Accept to get this scene.

Scene 3 - Naked Vacuuming (106) on Day 14. To unlock this scene, be on the Dark Path and then visit Helena in her room and suggest that she strips her clothes off whilst she is vacuuming.

Scene 4 - Helena Showering (114) on Day 14. To unlock this scene, go to the upstairs bathroom when you need to use the toilet and be on the Dark Path.

That is the end of Helena's Gallery.

## Emma

Scene 1 - Emma's Shower (94) on Day 14. Take Emma with you to the gym and then when she comes into the shower do not make the choice to close your eyes to unlock this scene.

Scene 2 - Emma's Room (104) on Day 14. Go into Emma's Room when you are on the Dark Path, sit next to her on the bed and squeeze her arse in order to unlock this scene.

Scene 3 - Emma Pre-Dinner (118) on Day 14. Go back into Emma's Room whilst everybody is getting ready for dinner whilst on the Dark Path, and then check if Emma has panties to unlock this scene.

Scene 4 - Dogging (122) on Day 14. You must be on the Dark Path and have got Emma to accompany the group to the restaurant. When asked by Helena, choose to stay behind and wait for Emma and then take the detour with her to unlock this scene.

Scene 5 - Gym Sex (161) on Day 15. To unlock be on the Dark Path and bring Emma to the gym on Day 15.

Scene 6 - Cucking Emma's Boyfriend (172) on Day 15. To unlock this scene have sex with Emma at the gym at 161 and then agree to put on the balaclava when she takes you to her boyfriend's house in the evening.

This is the end of Emma's Gallery.

## Samantha

Scene 1 - Samantha Stripping (105) on Day 14. Go through the steps to go to the Computer Store and buy Samantha a computer to play her video games on. Then accept her offer for a reward in order to unlock this scene.

Scene 2 - Samantha's Bath (113) on Day 14. Choose the downstairs bathroom when you need to use the toilet and be on Samantha's Romance Path in order to unlock this scene.

Scene 3 - Samantha's Blowjob (120) on Day 14. Be on the Samantha Romance Path and ask for her panties when you meet her in the bathroom before you leave to go to the restaurant. Samantha will then visit you in the bathroom and you will unlock this scene.

Scene 4 - Samantha's First Steam (162) on Day 15. To unlock this scene buy Samantha a new computer in 102 and then go back to watch her stream after your gym session.

Scene 5 - Samantha's First Steam (171) on Day 15. To unlock this scene buy Samantha a new computer in 102 and then watch her Second Steam after sending out the teams for the Fourth Mission.

That is the end of Samantha's Gallery.

## Other Scenes

Scene 1 - Tanya's Toilet Sex Scene (23) on Day 5. To unlock this scene, go to the nightclub on Day 5, dance with Tanya and then follow her into the club toilet and proceed to have sex with her.

Scene 2 - Maisie the Nurse (71) on Day 12. To unlock this scene, when you go to the hospital ensure you do not have an STD and then pay Maisie for a handjob or a blowjob.

Scene 3 - Connie fantasy scene at the hospital (71) on Day 12. To unlock this scene, make sure you jerk off and think of your team whilst on The Pub Crew Team.

Scene 4 - Leona fantasy scene at the hospital (71) on Day 12. To unlock this scene, make sure you jerk off and think of your team whilst on the Boys Team with Leona Unlocked.

Scene 5 - Cecelia fantasy scene at the hospital (71) on Day 12. To unlock this scene, make sure you jerk off and think of your team whilst on the Ironstar Team.

Scene 6 - DS Lucinda Truman fantasy scene at the hospital (71) on Day 12. To unlock this scene, make sure you jerk off and think of your team whilst on the Police Team.

Scene 7 - Tiffany Fantasy Scene (78) on Day 13. To unlock this scene, get on the plane to Vanessa's holiday, have 15 Trust Points and have Vanessa jerk you off. If you have more "SidedwithTiffany" points than anybody else, you will unlock the Tiffany fantasy.

Scene 8 - Sophie Fantasy Scene (78) on Day 13. To unlock this scene, get on the plane to Vanessa's holiday, have 15 Trust Points and have Vanessa jerk you off. If you have more "SidedwithSophie" points than anybody else, you will unlock the Sophie fantasy.

Scene 9 - Sophie Solo Sex Scene on Day 15 (184) - Be on the Queen Path by making Sophie a cuckquean on Day 14 and then go back to the Hotel Room with her in the evening after the Wedding on Day 15.

Scene 10 - Taylor & Georgia Threesome on Day 15 (184) - Buy Taylor a cocktail at the bar during the Wedding and then choose to go back and watch her and Georgia after the Wedding on Day 15. Have 5 or less Bad Behavior points to also have sex with Georgia.

Scene 11 - Tiffany Wedding Night Sex on Day 15 (184) - Choose to accompany Tiffany back to the island after the Wedding on Day 15 and then choose to stay the night.

That is the end of The Others Gallery.





# Endings

There are currently only bad endings in the game!

Each ending starts with the Player's ending, and then the other character's endings proceed from there, this will change massively as good endings become available.

## The Player

### Ending 1A - Player killed by Armed Police

If the Player kills Francesca, they will be pursued by Armed Police and shot dead.

There is no future for the Player, he is dead.

### Ending 1B - Player arrested by Police

If the Player has the gun in the car when they are arrested during The Motorway Incident, they will be jailed for illegal possession of a firearm.

The Player's future is a jail cell for many years.

## Lydia Collier

### Ending 1A or 1B - Jailed for Charles Collier's murder

Lydia will found guilty of her husband's murder and sent to jail, where she will spend most of the remainder of her life.

## Ellie Wickes

### Ending 1A or 1B - Suddenly Unemployed

With the Player gone, Ellie's future will depend on whether or not she was taken to meet Connie Frankland or not.

If she was introduced, Connie will find Ellie and help her go to University, leading to a positive future for her as a lawyer herself.

If she was not introduced, she'll start escorting with Tanya and eventually be kidnapped and never heard from again.

# Stephanie Adwell

## Ending 1A or 1B - Alone in the World

If the Player was still in a relationship with, or never started a relationship with Steph, she'll remain a Police Officer and not much will be known about her future.

If the Player dumped Steph for being a stripper, she'll get married to Marissa and spend the rest of her life as her victim.

If the Player accepted Steph as a stripper, but dumped her due to Marissa, she'll pack up and leave Marissa and the Police, touring the world and exploring for the foreseeable future.

# Vanessa Cavendish


## Ending 1A or 1B - No Hope

With TITAN's takeover and the disappearance of many brave and honest Police Officers, fearing she'll be the victim of a British "Night of the Long Knives" Vanessa will flee the country and claim asylum in the United States of America, where she'll live with the pregnant Tiffany and spend the rest of her life focusing on being a grandmother.

# The TITAN Initiative

## Ending 1A or 1B - Full Control

TITAN will take over, spreading all over the country and establishing a form of Secret Police never seen before in the United Kingdom. People will disappear in the night, dissenters will be jailed, the United Kingdom will enter a Dark Age.





# Major Spoilers

This section has Major Spoilers for future content, do not read if you do not want to know!

## MAJOR SPOILER 1:

Having unprotected sex with Steph after having sex with Tanya, before being cured of the STD, will give Stephanie Chlamydia.

If the Player does not have 100 or more Kinky or Girlfriend Points by the time she discovers, Steph will leave the Player.

## MAJOR SPOILER 2:

If Bedivere is sent after Frank, he will get the intel back before it is sold, otherwise it will be leaked and the Foreign Secretary, Gareth Kurns, will resign.

If Gareth Kurns is still the Foreign Secretary, he will provide Government Support in the Final Mission.

If the Player has any team other than Kylie's Pub, not having Government Support will result in a Team Member dying during the Final Mission.

## MAJOR SPOILER 3:

This has now been removed.

## MAJOR SPOILER 4:

Cumming inside Vanessa in the Holiday Villa will impregnate her.

## MAJOR SPOILER 5:

Marissa will disappear.

## MAJOR SPOILER 6:

Samantha has been swapping Ellie's birth control pills (mentioned in Ellie's whistle) with vitamin pills because she didn't like Ellie feeling unwell and having pains due to them and wanted her to be happy.

Any time the Player cums in Ellie over the weekend she will be impregnated.



WHITE PHANTOM  
GAMES

# BetOne Results

Day 1 - England wins.

Day 2 - France wins, Boissenau does not score.

Day 3 - Austria and Russia both win.

Day 4 - South Africa wins.

Day 7 - Taylor Jensen wins.

Day 8 - Spain wins.

Day 9 - England and Russia both win.

Day 10 - Austria and Romania both win.

Day 11 - Redhill Redcoats win.