















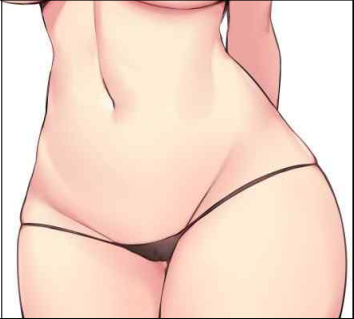
© Sexlab Aroused Baka Keyword Features




(Cuirass)Main Armor Slot 32	Description	etc
sla_ArmorPretty	This indicates non-skimpy but girly clothes. Cute and pretty.	
Eroticarmor	Relatively less skimpy than bikini armor but somewhat exposed and suggestive. Belly and thighs exposed or emphasis on breasts can be categorized here.	
sla_ArmorSpandex	Spandex, Latex... What else do you need for explanation? People will see her the whole body lines. People might even notice the shapes of nipples, pussy. Quite lewd.	




(Cuirass)Main Armor Slot 32	Description	etc
SLA_ArmorLewdLeotard	Very tight lewd leotard type clothes.	
SLA_ArmorCurtain	Every man definitely wants to unveil that curtain. Her privates will be fully exposed unless she wears underwear. This kind of clothes is normally SMPfied(If not, there' s no point of using it ;p).	
SLA_HalfNakedBikini	Cover privates only! You might want to wear a cape to cover your silky skin. You better be extra careful not to get stripped. A single slip can easily reveal your secrets.	




(Cuirass)Main Armor Slot 32	Description	etc
SLA_ArmorTransparent	You wear but you don' t wear. See-through clothes. Very revealing and not very different than being naked.	
SLA_ArmorHalfNaked	Cover? Why cover? That`s for pussies. A woman must be ready for sex at any time. A completely whorish outfit could fit this category.	
SLA_ArmorRubber	Similar to Spandex but more specific. Made of rubber. Added by Monoman for Bikinifier mod.	

Supportive Keywords	Description	etc
Sla_BraBikini	The armor that does not contain underwear. Specifically, It covers only breasts. It can be used if armor is divided to many parts.	
SLA_PantsNormal (Normally Armor Slot 52)	Pants. Yes, pants.	
SLA_MicroHotpants (Normally Armor Slot 52)	I don' t see a difference between this and thong.	

Supportive Keywords	Description	etc
SLA_PantyNormal (Normally Armor Slot 52)	Just a normal underwear. Cute but not sexy enough.	
SLA_ThongT (Normally Armor Slot 52)	General thong type underwear. Not that micro.	
SLA_ThongLowleg (Normally Armor Slot 52)	So-called lowleg thong. Micro! Nothing much to describe it.	

Supportive Keywords	Description	etc
SLA_ThongCString (Normally Armor Slot 52)	C String. Normally, no strings are attached, but it isn' t necessary. People may misunderstand you aren' t wearing underwear.	
SLA_ThongGString (Normally Armor Slot 52)	Very very very micro. barely covers privates.	
SLA_PelvicCurtain	A cloth covers crotch. If you don' t wear underwear, people can see your pussy whenever you move.	

Supportive Keywords	Description	etc
SLA_ShowgirlSkirt	A skirt but front open type.	
SLA_FullSkirt	A normal skirt. No skimpy at all.	
SLA_Miniskirt	Mini! Sexier but still cute. There' s a slight chance your underwear gets exposed.	

Supportive Keywords	Description	etc
SLA_MicroSkirt	Micro! What is the point of wearing this kind of tiny thing! Make sure you wear underwear.	
SLA_ArmorCapeFull	A long cape. Long enough cover the body. With a cape on, people may not notice that you are fully naked.	
SLA_ArmorCapeMini	It' s more like a shawl. A cape but rather short. Not long enough cover ass.	

A method by using Keyword Item Distributor[SE Only]

Requirements

KID - <https://www.nexusmods.com/skyrimspcialedition/mods/55728>

Notepad++ - To edit ini

This is more an intrinsic way. You don't need to use Xedit with this method. Easy to edit at anytime!

This method, however, is only applied to SE/AE users only.

Get Keyword Item Distributor.

Play Skyrim and drop any items to which you want to add keywords.

Click it and you will see its form ID



You need the **Base Form ID** not the **Ref Form ID**. Do not confuse the two.

The plugin is eslfied so first 5 letters should be ignored.

Be ware that eslfied forms have first 5 letters as header unlike normal esp plugins.

That means the form ID we are looking for is 000863.

It's not FE0B0863. FE0B0 should be ignored!

If you look at the plugin index,you can see the plugin index starts with FE:0B0

Name	Flags	Priority	Mod Index
<input checked="" type="checkbox"/> BHUNP NiseDovaArmor.esp	 	353	FE:0B0

Once you finished with finding form ID, you need to give it SLA keywords.

You can download a sample ini as a reference.

Copy the sample INI and rename it according to the plugin name that the armor belongs to like below.

```
BHUNP NiseDova.esp  
BHUNP NiseDova_KID.ini
```

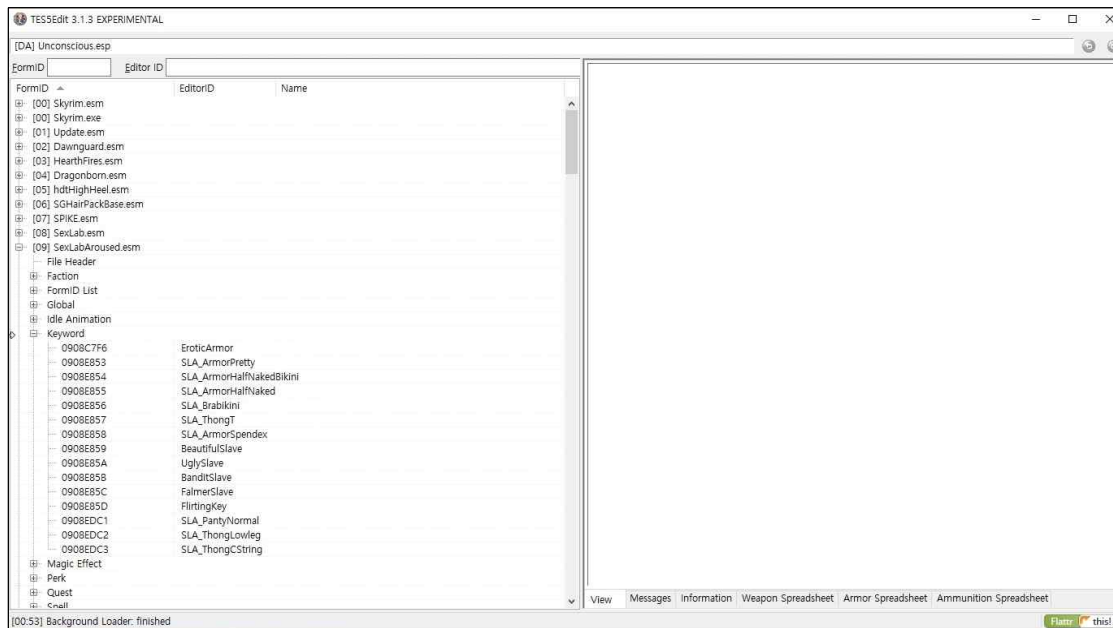
Open the ini and then add any keywords you want in the following format.

```
Keyword = KeywordName|OxformID~PluginName.esp
```

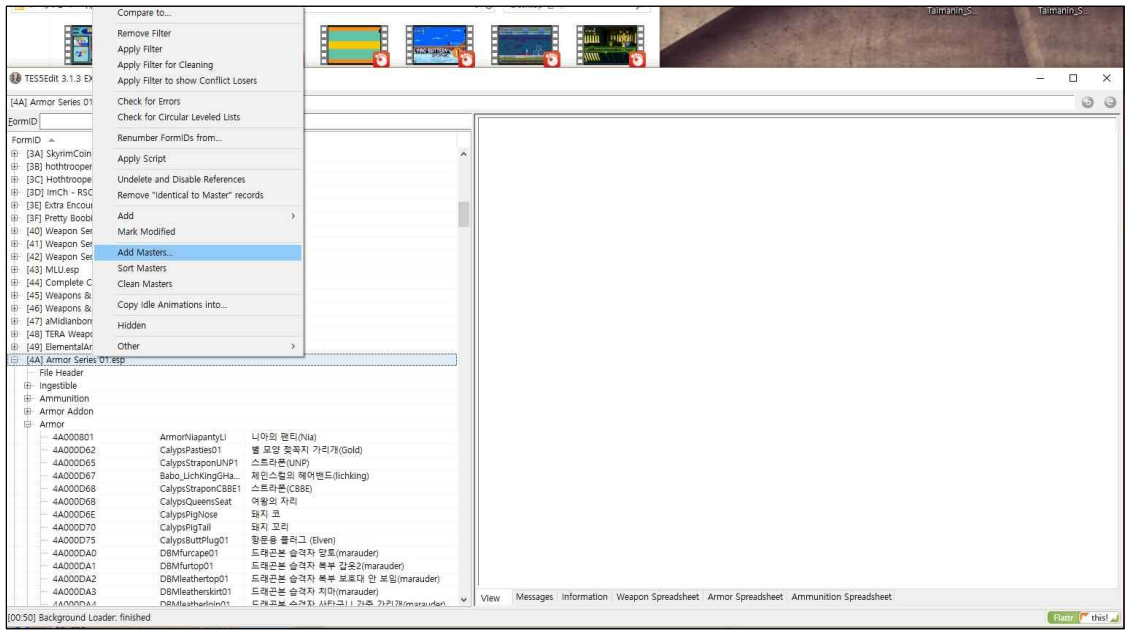
For more details, please read the description on the mod page.

A method by using Xedit

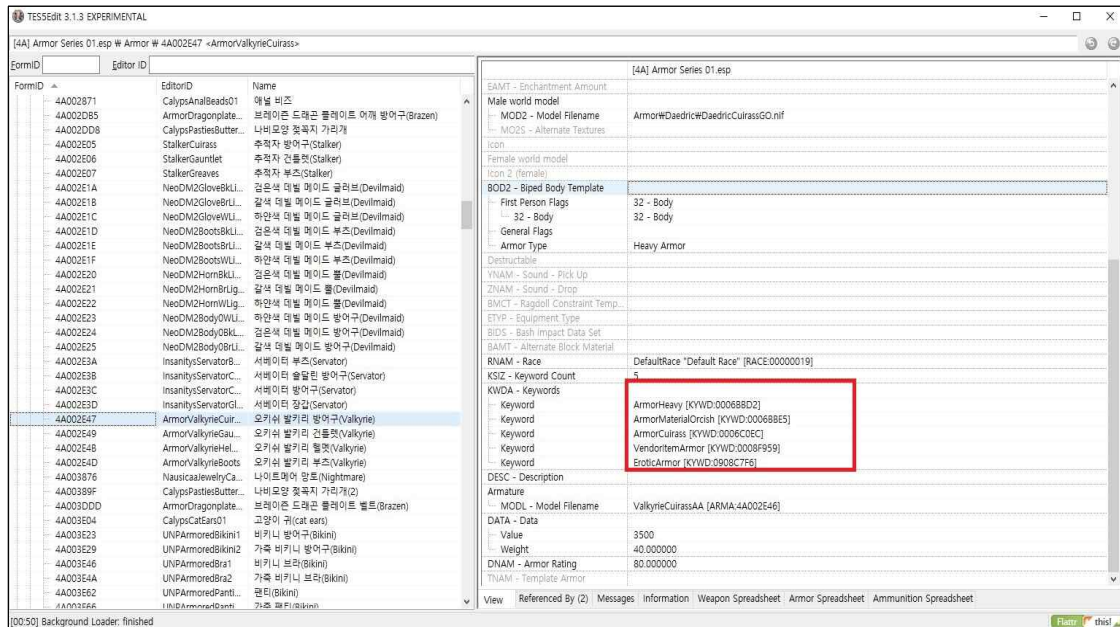
If you want some diversities, put these keywords to armor added by mods.



Once you install my modified Sexlab Aroused Redux, you will see newly added keywords here. Select any keyword you think it is right for your item.



Make sure your mod plugin have SexlabAroused.esm as its Master plugin.
If it's not, add it.



And then find the item that you want to change.

You may see keywords already registered if you are using my bodyslides uploaded on my blog.

Check the folder if there' s an extra plugin.

If this is your first time, I' ll simply add one keyword `EroticArmor.`

Multiple supportive keywords are allowed to be added as many as you want.

Just make sure that only one main cuirass keyword is registered for each cuirass.

Close Tes5edit with save it. Done!!!

P.S – This whole process may not be necessary. If you think it' s hard to understand, just use Naked Armor feature on Sexlab Aroused MCM. Of course, it' s not a perfect solution.